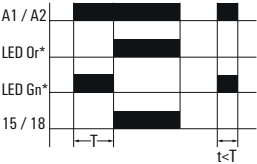


TERMSERIES TIMER

Timing functions

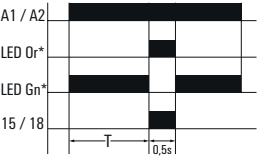
On Delay



On Delay

When the supply voltage A1/A2 is applied, the set time T begins to run. When the time has passed, the output relay 15/18 switches into on-position. This state remains active until the supply voltage is interrupted. If the supply voltage is interrupted before time T has passed, the already run time is deleted and restarted with the next application of supply voltage.

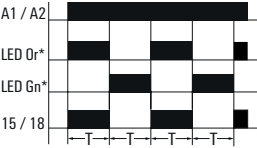
One Shot



One Shot

When the supply voltage A1/A2 is applied, the set time T runs. After the time T has passed, the output relay 15/18 switches into on-position for 0.5 s. After 0.5 s the output relay switches into off-position. The time function is not restarted until the next time the supply voltage is applied.

Blinker



Blinker

When the supply voltage A1/A2 is applied, the output relay 15/18 switches into on-position. After the set pulse time T has passed, the output relay switches into off-position. After the pause time T has passed, the output relay switches into on-position again. The output relay is activated for the set time until the supply voltage is interrupted. (T=pulse time=pause time)

T = Time factor x Time range (final value) | \*LED Or = LED Orange | \*LED Gn = LED Green

Example: DIP switch adjustment for a on delay of 0.7 s

Function	DIP switch							
Mode = On Delay	1	2	3	4	5	6	7	8
Time range = 0.1...1 s								
Time factor = 0.7	■	■		■		■	■	

■ = ON (DIP switch position)

Ordering data

Type	Order-No.
TRP T 24VDC 1CO M3	2639730000

