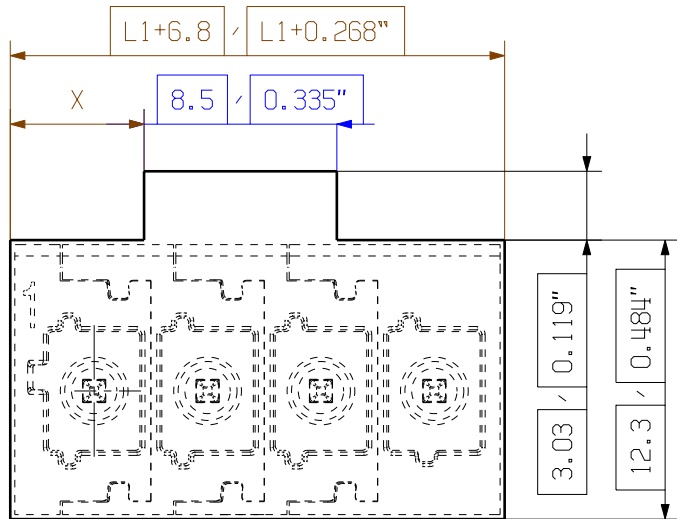
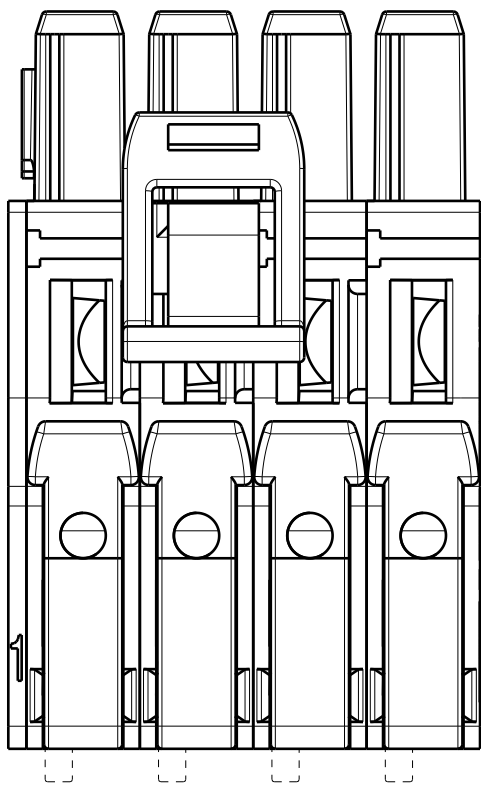
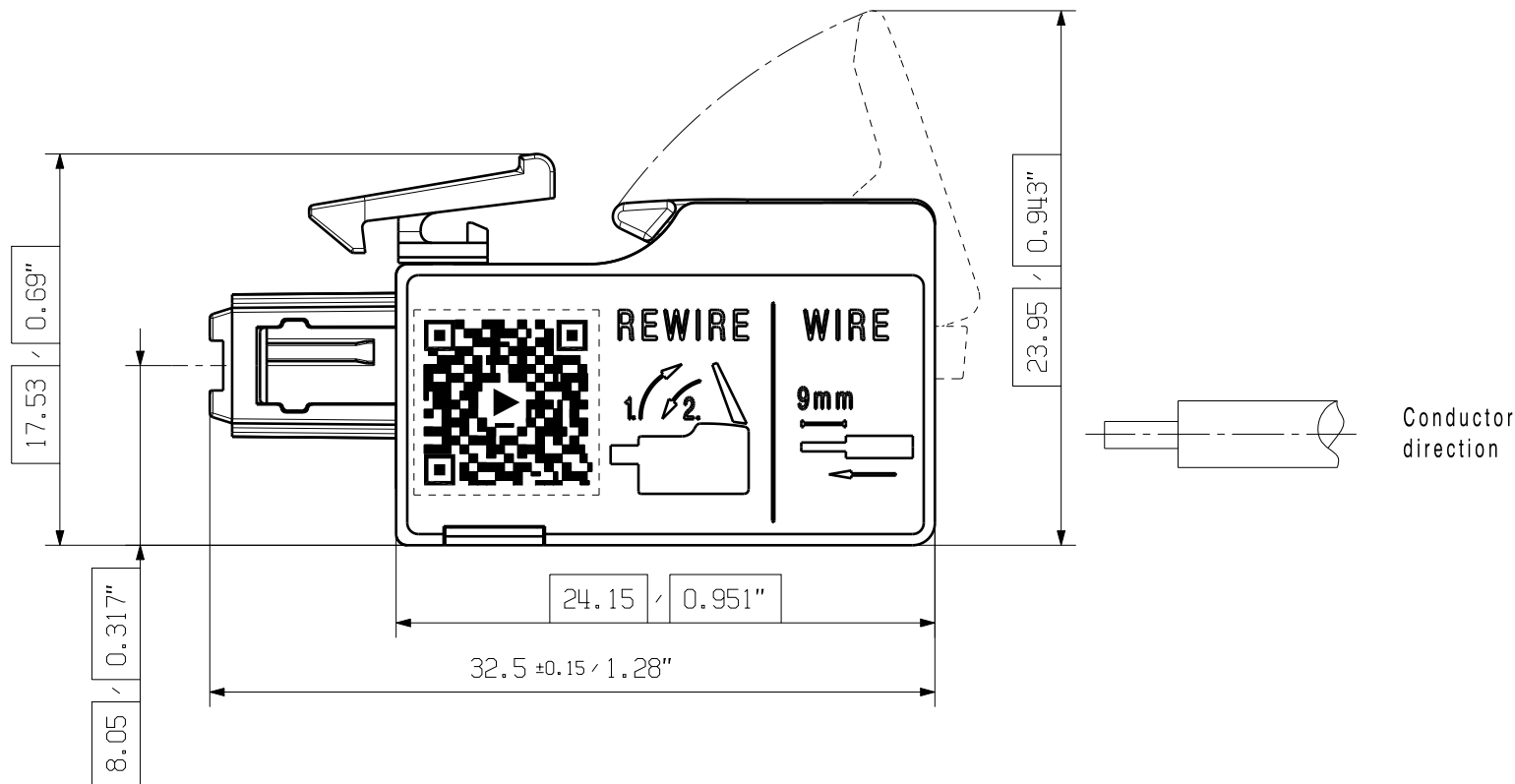
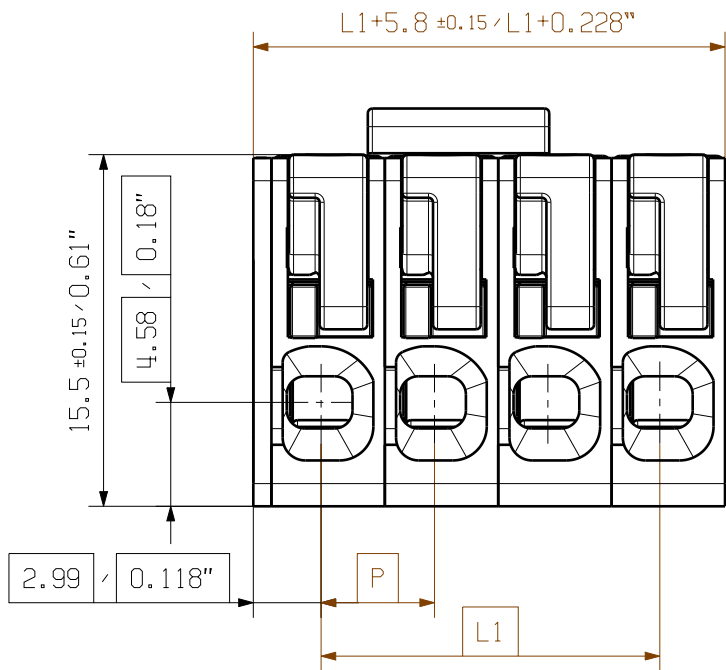
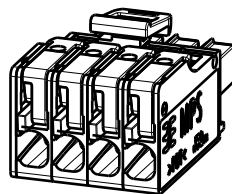


Allgemeinguetliche Kundenzeichnung, aktueller Stand nur auf Anfrage
General customer drawing, topical version only if required



Min. front plate cut-out

P = Pitch (5mm/0.2")
Further dim. & info. see data sheet



M 1/1

12	55.00	2.165	25.30	0.996
11	50.00	1.969	25.30	0.996
10	45.00	1.772	20.30	0.799
9	40.00	1.575	20.30	0.799
8	35.00	1.378	15.30	0.602
7	30.00	1.181	15.30	0.602
6	25.00	0.984	10.30	0.406
5	20.00	0.787	10.30	0.406
4	15.00	0.591	5.30	0.209
3	10.00	0.394	5.30	0.209
2	5.00	0.197	0.30	0.012
n Poles	L1 [mm]	L1 [inch]	X [mm]	X [inch]

For the mounting of PCBs, it should be noted that the rated data given in the catalogue relates only to the connection elements. The necessary creepage and clearance paths must be observed in connection with the respective applicant in accordance to VDE 0110. The current-carrying capacity and pitch tolerance is to be determined according to DIN IEC 326 part 3 very fine.

Weidmueller connectors are tested to the DIN VDE 0627 standard, and are valid for its field of application. Provided that the connectors are used to the intended purpose, all requirements with respect to the occurring of electrical, mechanical, thermic and corrosive stress will be satisfied.

The dimensions and tolerances specified on the customer drawing reflect the geometry in dry condition and do not consider humidity and temperature effects. A specific agreement / specification between manufacturer and customer is required if certain dimensions including tolerances must be guaranteed under environmental conditions in the storage phase or the application (e.g. high humidity and / or temperature).



General Tolerances: <input type="checkbox"/> WN700144-W.. <input type="checkbox"/> WN 212010 <input type="checkbox"/> ISO 2768-mK		Tolerances ISO 8015	
Changes: EC00007363		72561	
Mat. No. (SAP)		Drawing no. 7	
Drawings Assembly		Scale: 3:1 Sheet 4 / 4	
Drawn	Reger, Marc	Weidmüller	
Responsible	Schmitz, Till		
Approved	Schmitz, Till		
08.09.2022		MPS 5/... TN ... FEMALE PLUG BUCHSENSTECKER	