









# Always the right connection

## Connection systems in comparison

Regardless of what type of system you realise for what application – at Weidmüller you will find the appropriate connection. Inserts with various connection systems and their respective advantages are available to you as required. Now also with the novel, future-oriented SNAP IN system for rapid and reliable wiring, rewiring and maintenance.

Process and tools	SNAP IN connection	PUSH IN connection	Crimp connection	Tension clamp connection	Screw connection
					
1. Strip	✓	✓	✓	✓	✓
2. Prepare connector	✓	✓	✓	✓	✓
3. Crimp on wire-end ferrule or crimp contact		✓	✓		
4. Insert screwdriver				✓	
5. Insert connector	✓	✓	✓	✓	✓
6. Remove screwdriver				✓	
7. Turn screw					✓
8. Check wire connection	✓	✓	✓	✓	✓
Wiring time					
1. Turn screw					✓
2. Press button	✓	✓			
3. Insert screw driver			✓	✓	
4. Remove wire	✓	✓	✓	✓	✓
Removal time	