Terminal blocks

Klippon® Connect – SNAP INto the future

The world's first terminal blocks with innovative SNAP IN technology



Weidmüller

The worldwide novelty from the pioneer of industrial connectivity

Klippon® Connect terminal blocks with innovative SNAP IN technology

SNAP IN
Invented by Weidmüller.

Time is money. For this reason, installation work in control cabinet construction must be carried out ever faster, preferably automated. At the same time, the connections should be permanently reliable, safe, and easy to maintain. The new Klippon® Connect terminal blocks with Weidmüller's revolutionary SNAP IN technology meet all these requirements - and are extremely easy to use: stripped fine-stranded conductors just need to be inserted into the connection point, and the connection point snaps shut with a clearly audible click. The conductor is permanently and reliably contacted. To release the connection, press the green pusher. It couldn't be faster or easier.





Achieving added value at all stages of panel building

The planning phase is crucial for the success and costeffectiveness of the entire panel building process, and requires the intelligent interplay of digital product data and interconnected engineering tools.

Efficient, easy wiring is key to installation. Our products stand out in this respect with their intuitive handling and clear design. All terminal functions can be distinguished from each other instantly.

Our Klippon® Connect products feature standardised test points which make automated testing and checking processes possible. In this way, maintenance and testing tasks can be carried out much more safely and faster.

Your special advantages:

Thanks to the self-releasing connection mechanism, the SNAP IN technology could be connected in record time.

Simple and tool-free connection of flexible and fine-stranded conductors even without a wire end ferrule.

Safety which you could hear! A clear „Click" sound signals the safe connection.

With the innovative SNAP IN connection, fully automated wiring processes become reality.

WMC

Complete terminal strips could be planned digitally via the WMC and ordered - including accessories.

With the „Fast delivery service", the fully assembled terminal strips are delivered directly to the place of use.

Pioneers in industrial connectivity

Being a pioneer means reinventing yourself time and time again

More than 75 years of experience, several billion connections manufactured and countless hours of development make Weidmüller terminal blocks the safest and most powerful on the market.

1948



SAK-Series

First plastic isolated terminal block

1978



DSK-Series

First terminal block with direct plug in technology

1983



W-Series

First terminal block with self locking clamping yoke technology

1993



Z-Series

First terminal block from Weidmüller with tension clamp technology

2004

P-Series

First terminal block family from Weidmüller with PUSH IN technology

2016

A-Series

First terminal block family with PUSH IN technology with pushers and application products

2021



SNAP IN

S-Series

First terminal block family with SNAP IN technology

Fast, simple and safe – just SNAP IN

Your benefits at a glance

FAST
The new SNAP IN connection technology will take your wiring processes to a whole new level.

SIMPLE
Direct and tool-free wiring without wire end ferrules. Simply insert the stripped conductor into the pre-loaded connection point.

SAVE
The pre-loaded SNAP IN spring connection guarantees a safe and gas-tight connection of the conductor.

READY-TO-ROBOT
Ready-to-robot and optimally equipped for the automation processes of the future.

FAST

Klippon® Connect with SNAP IN technology: For an acceleration of your wiring processes

Simply insert the conductor into the connection point - „Click“ and the reliable connection is ready. The conductor is contacted in the clamping point with a clear „click“. The triggered clamping point is additionally signaled visually by an increased pusher.

Klippon® Connect terminal blocks with SNAP IN technology revolutionize the wiring of control cabinets with their their intuitive and simple handling. The pre-loaded clamping point allows direct and tool-free wiring of solid and flexible conductors even without ferrules. The reduction of wire preparation speeds up your wiring times and leads to a more efficient installation process.

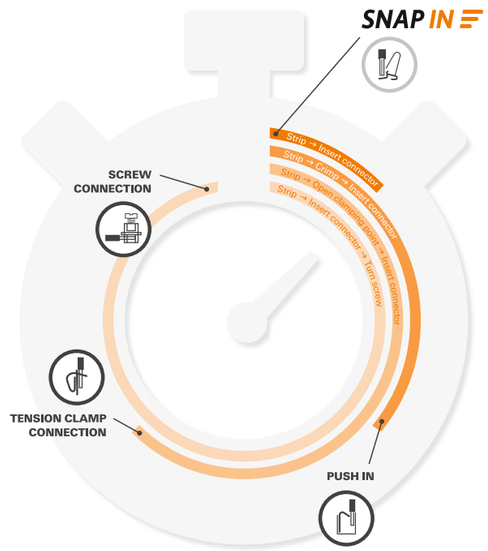

SNAP IN
- Intuitive and simple handling of SNAP IN technology
- Low mating forces due to simple insertion of the stripped conductor
- Quick and easy connection even without ferrule

PUSH IN
- Tool-free, vibration-proof and gas-tight connection
- Stainless steel spring guarantees a high contact force of the conductor on the current bar
- Simply insert stripped solid conductors into the clamping point

Tension clamp connection
- Separation of electrical and mechanical functions
- Low contact resistance and high corrosion resistance
- Insensitive to vibrations and high conductor pull-out forces

Screw connection
- Gas-tight, vibration-resistant connection
- Excellent contact force
- Suitable for the connection of solid and flexible stranded wires

SNAP IN – The Challenge:
A different kind of product test.
Take part and experience innovation in action!

SIMPLE

Klippon® Connect with SNAP IN technology: For simple and intuitive operation

The new connection is as simple in principle as it is to use: The terminal blocks are delivered with pre-loaded spring. Stripped wires could be easily and safely inserted into the clamping point without further preparation. The conductor is contacted in the clamping point with a clear „Click“. And it’s just as fast the other way round. By pressing the pusher, the conductor can be quickly and easily released at any time and the clamping point pre-loaded again.



Step 1
The terminal blocks are delivered with pre-loaded spring. The status of the pre-loaded terminal block is signaled by the height position of the pusher.



Step 2
Stripped wires could be easily and safely inserted into the clamping point without further preparation.

Step 3
The conductor is contacted in the clamping point with a clear „Click“. The triggered clamping point is additionally signaled visually by an increased pusher.



Step 4
By pressing the pusher until the “second click”, the conductor can be easily released and the clamping point pre-loaded again.

SAFE

Klippon® Connect with SNAP IN technology: For guaranteed and safe conductor connection

The pre-tensioned contact point technology allows flexible conductors without wire-end ferrules to be plugged in directly with low insert force. A special tool is not required.

Once the conductor is inserted correctly and deeply enough into the contact point, the contact point is reliably triggered. Reliable contacting of the conductor guarantees that the wire connection is protected against vibration, gas-tight and stable for the long-term.

In addition to the audible “Click”, the pusher is elevated to indicate the secure connection. Klippon® Connect rail-mounted terminal blocks with innovative
SNAP IN technology ensure maximum process reliability.





SNAP IN – simply explained!
Get to know the quick handling of the innovative SNAP IN technology!

Klippon® Connect with SNAP IN technology: For the automation of the future

Increasing automation in panel building is posing new requirements for future terminal blocks. These requirements were already taken into account during the development phase. The optimized design supports a robot-assisted assembly. Pre-assembled markers in combination with the Klippon® Automated RailLaser, automated marking of the terminal strip. The open connection point of the S-series – „ready to wire“ - also enables robot-assisted wiring of terminal strip.

Automated snapping on and cutting to size with the Klippon® Automated RailAssembler and the Klippon® Automated RailCutter

With automated production processes, errors can be avoided, workflows accelerated, and costs reduced. This works best with solutions based on each other and thought out down to the last detail. The contours of the new SNAP IN S-Series terminal blocks have been designed to be easily gripped and mounted by industrial robots. This means there is no obstacle to automated assembly today.

The RailCutter is an extension of the Klippon® Automated RailAssembler and the only fully automatic machine that cuts mounting rails to size. The Klippon® Automated RailCutter cuts mounting rails to size and labels them automatically.

Klippon® Automated RailAssembler and RailCutter

- Up to 60 % time saving in terminal block assembly (or significantly more considering the unmanned operation of up to 7 hours)
- Avoidance of incorrect assembly thanks to data consistency between eCAD programs and Weidmüller Configurator (WMC)
- Easy handling due to universal magazines
- Cost-efficient in the long term, high flexibility and data consistency

Ordering data

Type	Order No.
RAILASSEMBLER	2738690000
RAILASSEMBLER INCL. RAILCUTTER	2994740000
RAILCUTTER RETROFIT*	2994760000
RAILASSEMBLER INCL. RAILCUTTER US VERSION	2994750000
RAILCUTTER STANDALONE US VERSION	2994780000

*Retrofitting to existing RailAssembler

Take a closer look at the Klippon® Automated RailAssembler.
Just scan the QR code and watch the video.

Automated marking with Klippon® Automated RailLaser

Marking terminal blocks usually is a time-consuming process with a high risk of error. SNAP IN S-Series terminal block design has therefore been optimised for fully automated laser marking, which saves time – up to 90 % the Klippon® Automated RailLaser, in conjunction with the Weidmüller Configurator (WMC), achieves maximum marking quality and error-proofing.



Klippon® Automated RailLaser

- Up to 90 % time saving in marking process
- Avoidance of incorrect markings due to the consistent use of data from eCAD programs when using the Weidmüller Configurator (WMC)
- Excellent marking quality and highquality print image on a wide variety of materials

Ordering data

Type	Order No.
RAILLASER	2705010000

Take a closer look at the Klippon® Automated RailLaser.
Just scan the QR code and watch the video.

Automated wiring

Full order books and a growing lack of skilled workers are driving digitalisation and automation in control cabinet production. That is why Klippon® Connect SNAP IN terminal blocks are already prepared for tomorrow´s automation processes. The simple and safe handling of SNAP IN technology facilitates the use of automated wiring processes and prevents incorrect wiring.



Spring connection with SNAP IN technology (S-Series)
Feed-through terminal blocks

		S2C 1.5	S3C 1.5	S4C 1.5
		1.5 mm²	1.5 mm²	1.5 mm²

SNAP IN

Q4 2025

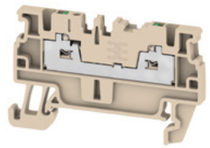





		S2C 1.5	S3C 1.5	S4C 1.5
Width/Height/Depth	mm	3.5 x 54.5 x 33.5	3.5 x 61.5 x 33.5	3.5 x 67.5 x 33.5
max. current / max. cond. cross-section	A/mm²	**17.5 / 1.5**	**17.5 / 1.5**	**17.5 / 1.5**
Max. clamping range	mm²	**0.34...1.5**	**0.34...1.5**	**0.34...1.5**

Technical data

IEC 60947-7-1

Rated data		IEC	UL	CSA	EN 60079-7
Rated voltage	V	500			
Rated current	A	17.5			
for wire cross-section	mm²	1.5			
Rated impulse withstand voltage / Pollution severity		6 kV / 3			
Gauge to IEC 60947-1 / UL 94 flammability rating		A1 / V-0			
Approvals		CE cULus			
Clamped conductors		**Rated connection**			
Solid / Stranded	mm²	0.34...1.5 / 0.34...1.5			
Flexible / Flexible with ferrule	mm²	0.34...1.5 / 0.34...1			
Stripping length / Blade size	mm/-	8 / 0.4 x 2.0 mm			
Note					

IEC 60947-7-1

Rated data		IEC	UL	CSA	EN 60079-7
Rated voltage	V	500			
Rated current	A	17.5			
for wire cross-section	mm²	1.5			
Rated impulse withstand voltage / Pollution severity		6 kV / 3			
Gauge to IEC 60947-1 / UL 94 flammability rating		A1 / V-0			
Approvals		CE cULus			
Clamped conductors		**Rated connection**			
Solid / Stranded	mm²	0.34...1.5 / 0.34...1.5			
Flexible / Flexible with ferrule	mm²	0.34...1.5 / 0.34...1			
Stripping length / Blade size	mm/-	8 / 0.4 x 2.0 mm			
Note					

IEC 60947-7-1

Rated data		IEC	UL	CSA	EN 60079-7
Rated voltage	V	500			
Rated current	A	17.5			
for wire cross-section	mm²	1.5			
Rated impulse withstand voltage / Pollution severity		6 kV / 3			
Gauge to IEC 60947-1 / UL 94 flammability rating		A1 / V-0			
Approvals		CE cULus			
Clamped conductors		**Rated connection**			
Solid / Stranded	mm²	0.34...1.5 / 0.34...1.5			
Flexible / Flexible with ferrule	mm²	0.34...1.5 / 0.34...1			
Stripping length / Blade size	mm/-	8 / 0.4 x 2.0 mm			
Note					

Ordering data

Version	Type		Qty.	Order No.
dark beige	S2C 1.5		50	**2986540000**
Blue	S2C 1.5 BL		50	**2986550000**
Orange	S2C 1.5 OR		50	**2986560000**
Note				

Version	Type		Qty.	Order No.
dark beige	S3C 1.5		50	**2986580000**
Blue	S3C 1.5 BL		50	**2986590000**
Orange	S3C 1.5 OR		50	**2986600000**
Note				

Version	Type		Qty.	Order No.
dark beige	S4C 1.5		50	**2986620000**
Blue	S4C 1.5 BL		50	**2986630000**
Orange	S4C 1.5 OR		50	**2986640000**
Note				

Accessories

	Type		Qty.	Order No.
Plug-in cross-connection				
2-pole	ZQV 1.5N/2	17.5 A	60	**1985410000**
10-pole	ZQV 1.5N/10	17.5 A	20	**1985580000**
End plate				
dark beige	AEP 2C 1.5		50	**1552600000**
blue	AEP 2C 1.5 BL		50	**1552610000**
End bracket				
dark beige, screwable	AEB 35 SC/1		50	**1991920000**
dark beige, direct mounting	AEB 35 SCL/1 V0		20	**2661280000**
Test adapter				
1-pole	ATPG 1.5-10 L	0.2 A	50	**1991890000**
stackable	ATPG 1.5 MI-R	0.2 A	50	**1991880000**
3-pole				
5-pole				
Test plug				
	PS 2.0 MC		20	**0310000000**
Screwdriver				
Standard	SDS 0.4X2.0X60		1	**2749260000**
Marking tags				
	WS 8/3.5 MM WS		1000	**2007140000**
	DEK 5/3.5 MM WS		1000	**2007100000**
	DEK 5/3.5 PLUS MC NE WS		1600	**2003750000**

	Type		Qty.	Order No.
Plug-in cross-connection				
2-pole	ZQV 1.5N/2	17.5 A	60	**1985410000**
10-pole	ZQV 1.5N/10	17.5 A	20	**1985580000**
End plate				
dark beige	AEP 3C 1.5		50	**1552620000**
blue	AEP 3C 1.5 BL		50	**1552630000**
End bracket				
dark beige, screwable	AEB 35 SC/1		50	**1991920000**
dark beige, direct mounting	AEB 35 SCL/1 V0		20	**2661280000**
Test adapter				
1-pole	ATPG 1.5-10 L	0.2 A	50	**1991890000**
stackable	ATPG 1.5 MI-R	0.2 A	50	**1991880000**
3-pole				
5-pole				
Test plug				
	PS 2.0 MC		20	**0310000000**
Screwdriver				
Standard	SDS 0.4X2.0X60		1	**2749260000**
Marking tags				
	WS 8/3.5 MM WS		1000	**2007140000**
	DEK 5/3.5 MM WS		1000	**2007100000**
	DEK 5/3.5 PLUS MC NE WS		1600	**2003750000**

	Type		Qty.	Order No.
Plug-in cross-connection				
2-pole	ZQV 1.5N/2	17.5 A	60	**1985410000**
10-pole	ZQV 1.5N/10	17.5 A	20	**1985580000**
End plate				
dark beige	AEP 4C 1.5		50	**1552640000**
blue	AEP 4C 1.5 BL		50	**1552650000**
End bracket				
dark beige, screwable	AEB 35 SC/1		50	**1991920000**
dark beige, direct mounting	AEB 35 SCL/1 V0		20	**2661280000**
Test adapter				
1-pole	ATPG 1.5-10 L	0.2 A	50	**1991890000**
stackable	ATPG 1.5 MI-R	0.2 A	50	**1991880000**
3-pole				
5-pole				
Test plug				
	PS 2.0 MC		20	**0310000000**
Screwdriver				
Standard	SDS 0.4X2.0X60		1	**2749260000**
Marking tags				
	WS 8/3.5 MM WS		1000	**2007140000**
	DEK 5/3.5 MM WS		1000	**2007100000**
	DEK 5/3.5 PLUS MC NE WS		1600	**2003750000**

For detailed information on other accessories and application in the online catalogue

Spring connection with SNAP IN technology (S-Series)
Feed-through terminal blocks

Technical data

		S2C 2.5	S3C 2.5	S4C 2.5
		2.5 mm²	2.5 mm²	2.5 mm²
Width/Height/Depth	mm	5.1 x 59 x 38	5.1 x 71.5 x 38	5.1 x 84 x 38
max. current / max. cond. cross-section	A/mm²	24 / 2.5	24 / 2.5	24 / 2.5
Max. clamping range	mm²	0.34...2.5	0.34...2.5	0.34...2.5







		S2C 2.5	S3C 2.5	S4C 2.5
Rated data				
Rated voltage	V	800	800	800
Rated current	A	24	24	24
for wire cross-section	mm²	2.5	2.5	2.5
Short Circuit Current Rating (SCCR)		100kA	100kA	100kA
Rated impulse withstand voltage / Pollution severity		8 kV / 3	8 kV / 3	8 kV / 3
Gauge to IEC 60947-1 / UL 94 flammability rating		A2 / V-0	A2 / V-0	A2 / V-0
Approvals		TÜV22ATEX8925U	TÜV22ATEX8925U	TÜV22ATEX8925U
Clamped conductors				
Solid / Stranded	mm²	0.5...2.5 / 0.5...2.5	0.5...2.5 / 0.5...2.5	0.5...2.5 / 0.5...2.5
Flexible / Flexible with ferrule	mm²	0.5...2.5 / 0.34...2.5	0.5...2.5 / 0.34...2.5	0.5...2.5 / 0.34...2.5
Stripping length / Blade size	mm/-	10 / 0.6 x 3.5 mm	10 / 0.6 x 3.5 mm	10 / 0.6 x 3.5 mm
Note				

IEC 60947-7-1 — Ex II 2 GD, Ex eb IIC Gb

IEC	UL	CSA	EN 60079-7
800	600	600	550
24	20	15	21
2.5	AWG 20...14	AWG 20...14	2.5

IEC 60947-7-1 — Ex II 2 GD, Ex eb IIC Gb

IEC	UL	CSA	EN 60079-7
800	600	600	550
24	20	15	22.5
2.5	AWG 20...14	AWG 20...14	2.5

IEC 60947-7-1 — Ex II 2 GD, Ex eb IIC Gb

IEC	UL	CSA	EN 60079-7
800	600	600	550
24	20	15	22
2.5	AWG 20...14	AWG 20...14	2.5

Ordering data

Version	Type		Qty.	Order No.
dark beige	S2C 2.5		100	2674530000
Blue	S2C 2.5 BL		100	2753940000
Orange	S2C 2.5 OR		100	2875120000
Note				

Type		Qty.	Order No.
S3C 2.5		100	2674540000
S3C 2.5 BL		100	2753950000
S3C 2.5 OR		100	2875130000

Type		Qty.	Order No.
S4C 2.5		100	2674550000
S4C 2.5 BL		100	2753960000
S4C 2.5 OR		100	2875140000

Accessories

	Type		Qty.	Order No.
Plug-in cross-connection				
2-pole	ZQV 2.5N/2	24 A	60	1527540000
10-pole	ZQV 2.5N/10	24 A	20	1527690000
2-pole				
10-pole				
Vertical jumpers				
1-pole				
End plate				
dark beige	SEP 2C 2.5		20	2751080000
blue				
End bracket				
dark beige, screwable	AEB 35 SC/1		50	1991920000
dark beige, direct mounting	AEB 35 SCL/1 V0		20	2661280000
Test adapter				
1-pole	ATPG 1.5-10 L	0.2 A	50	1991890000
stackable	ATPG 2.5 MI-R	0.2 A	50	1991960000
3-pole	ATPG 2.5/3	0.2 A	25	2041190000
5-pole	ATPG 2.5/5	0.2 A	25	2041180000
Test plug				
	PS 2.0 MC		20	0310000000
Screwdriver				
Standard	SDIL 0.6X3.5X100		1	2749140000
Marking tags				
	DEK 5/5 PLUS MC NE WS		1000	1854490000
	DEK 5/5 MM WS		800	2007110000
	WS 8/5 MM WS		800	2007150000
	WS 10/5 M PLUS MC NE WS		600	2003770000

Type		Qty.	Order No.
ZQV 2.5N/2	24 A	60	1527540000
ZQV 2.5N/10	24 A	20	1527690000
SEP 3C 2.5		20	2751090000
AEB 35 SC/1		50	1991920000
AEB 35 SCL/1 V0		20	2661280000
ATPG 1.5-10 L	0.2 A	50	1991890000
ATPG 2.5 MI-R	0.2 A	50	1991960000
ATPG 2.5/3	0.2 A	25	2041190000
ATPG 2.5/5	0.2 A	25	2041180000
PS 2.0 MC		20	0310000000
SDIL 0.6X3.5X100		1	2749140000
DEK 5/5 PLUS MC NE WS		1000	1854490000
DEK 5/5 MM WS		800	2007110000
WS 8/5 MM WS		800	2007150000
WS 10/5 M PLUS MC NE WS		600	2003770000

Type		Qty.	Order No.
ZQV 2.5N/2	24 A	60	1527540000
ZQV 2.5N/10	24 A	20	1527690000
SEP 4C 2.5		20	2751100000
AEB 35 SC/1		50	1991920000
AEB 35 SCL/1 V0		20	2661280000
ATPG 1.5-10 L	0.2 A	50	1991890000
ATPG 2.5 MI-R	0.2 A	50	1991960000
ATPG 2.5/3	0.2 A	25	2041190000
ATPG 2.5/5	0.2 A	25	2041180000
PS 2.0 MC		20	0310000000
SDIL 0.6X3.5X100		1	2749140000
DEK 5/5 PLUS MC NE WS		1000	1854490000
DEK 5/5 MM WS		800	2007110000
WS 8/5 MM WS		800	2007150000
WS 10/5 M PLUS MC NE WS		600	2003770000

For detailed information on other accessories and application in the online catalogue

Spring connection with SNAP IN technology (S-Series)
Feed-through terminal blocks

		S2C 4	S3C 4	S4C 4
		4 mm²	4 mm²	4 mm²

SNAP IN







		S2C 4	S3C 4	S4C 4
Width/Height/Depth	mm	6.1 x 62 x 41.5	6.1 x 78 x 41.5	6.1 x 94 x 41.5
max. current / max. cond. cross-section	A/mm²	32 / 4	32 / 4	32 / 4
Max. clamping range	mm²	0.75...4	0.75...4	0.75...4

Technical data

		S2C 4	S3C 4	S4C 4
Rated data				
Rated voltage	V	1000	1000	1000
Rated current	A	32	32	32
for wire cross-section	mm²	4	4	4
Short Circuit Current Rating (SCCR)		100kA	100kA	100kA
Rated impulse withstand voltage / Pollution severity		8 kV / 3	8 kV / 3	8 kV / 3
Gauge to IEC 60947-1 / UL 94 flammability rating		A4 / V-0	A4 / V-0	A4 / V-0
Approvals		IEC 60947-7-1 / II 2 GD Ex eb IIC Gb / IEC / UL / CSA / EN 60079-7 / TÜV22ATEX8925U	IEC 60947-7-1 / II 2 GD Ex eb IIC Gb / IEC / UL / CSA / EN 60079-7 / TÜV22ATEX8925U	IEC 60947-7-1 / II 2 GD Ex eb IIC Gb / IEC / UL / CSA / EN 60079-7 / TÜV22ATEX8925U
Clamped conductors		**Rated connection**	**Rated connection**	**Rated connection**
Solid / Stranded	mm²	0.75...6 / 0.75...6	0.75...6 / 0.75...6	0.75...6 / 0.75...6
Flexible / Flexible with ferrule	mm²	0.75...6 / 0.75...4	0.75...6 / 0.75...4	0.75...6 / 0.75...4
Stripping length / Blade size	mm/-	12 / 0.6 x 3.5 mm	12 / 0.6 x 3.5 mm	12 / 0.6 x 3.5 mm
Note				

Ordering data

Version	S2C 4	S3C 4	S4C 4
	Type / Qty. / Order No.	Type / Qty. / Order No.	Type / Qty. / Order No.
dark beige	S2C 4 / 50 / 2874820000	S3C 4 / 50 / 2874840000	S4C 4 / 50 / 2874860000
Blue	S2C 4 BL / 50 / 2874830000	S3C 4 BL / 50 / 2874850000	S4C 4 BL / 50 / 2874870000
Orange	S2C 4 OR / 50 / 3023540000	S3C 4 OR / 50 / 3023550000	S4C 4 OR / 50 / 3023560000
Note			

Accessories

	S2C 4	S3C 4	S4C 4
Plug-in cross-connection	Type / Qty. / Order No.	Type / Qty. / Order No.	Type / Qty. / Order No.
2-pole			
10-pole			
2-pole	ZQV 4N/2 / 32 A / 60 / 1527930000	ZQV 4N/2 / 32 A / 60 / 1527930000	ZQV 4N/2 / 32 A / 60 / 1527930000
10-pole	ZQV 4N/10 / 32 A / 20 / 1528090000	ZQV 4N/10 / 32 A / 20 / 1528090000	ZQV 4N/10 / 32 A / 20 / 1528090000
Vertical jumpers			
1-pole			
End plate			
dark beige	SEP 2C 4 / 20 / 2874790000	SEP 3C 4 / 20 / 2874800000	SEP 4C 4 / 20 / 2874810000
blue			
End bracket			
dark beige, screwable	AEB 35 SC/1 / 50 / 1991920000	AEB 35 SC/1 / 50 / 1991920000	AEB 35 SC/1 / 50 / 1991920000
dark beige, direct mounting	AEB 35 SCL/1 V0 / 20 / 2661280000	AEB 35 SCL/1 V0 / 20 / 2661280000	AEB 35 SCL/1 V0 / 20 / 2661280000
Test adapter			
1-pole	ATPG 1.5-10 L / 0.2 A / 50 / 1991890000	ATPG 1.5-10 L / 0.2 A / 50 / 1991890000	ATPG 1.5-10 L / 0.2 A / 50 / 1991890000
stackable	ATPG 4 MI-R / 0.2 A / 50 / 1991860000	ATPG 4 MI-R / 0.2 A / 50 / 1991860000	ATPG 4 MI-R / 0.2 A / 50 / 1991860000
3-pole			
5-pole			
Test plug			
	PS 2.0 MC / 20 / 0310000000	PS 2.0 MC / 20 / 0310000000	PS 2.0 MC / 20 / 0310000000
Screwdriver			
Standard	SDIL 0.6X3.5X100 / 1 / 2749140000	SDIL 0.6X3.5X100 / 1 / 2749140000	SDIL 0.6X3.5X100 / 1 / 2749140000
Marking tags			
	WS 10/6 M PLUS MC NE WS / 600 / 2003780000	WS 10/6 M PLUS MC NE WS / 600 / 2003780000	WS 10/6 M PLUS MC NE WS / 600 / 2003780000
	WS 8/6 MM WS / 600 / 2007160000	WS 8/6 MM WS / 600 / 2007160000	WS 8/6 MM WS / 600 / 2007160000
	DEK 5/6 MM WS / 600 / 2007120000	DEK 5/6 MM WS / 600 / 2007120000	DEK 5/6 MM WS / 600 / 2007120000
	DEK 5/6 PLUS MC NE WS / 1000 / 1011320000	DEK 5/6 PLUS MC NE WS / 1000 / 1011320000	DEK 5/6 PLUS MC NE WS / 1000 / 1011320000

For detailed information on other accessories and application in the online catalogue

Spring connection with SNAP IN technology (S-Series)
Feed-through terminal blocks

S2C 6 — 6 mm²

SNAP IN

Width/Height/Depth	mm	8.1 x 66.5 x 45.5
max. current / max. cond. cross-section	A/mm²	**41 / 10**
Max. clamping range	mm²	**1.0...6**

Technical data

Rated data	
Rated voltage	V
Rated current	A
for wire cross-section	mm²
Rated impulse withstand voltage / Pollution severity	
Gauge to IEC 60947-1 / UL 94 flammability rating	
Approvals	
Clamped conductors	
Solid / Stranded	mm²
Flexible / Flexible with ferrule	mm²
Stripping length / Blade size	mm/-
Note	

IEC 60947-7-1

IEC	UL	CSA	EN 60079-7
1000			
41			
6			
	8 kV / 3		
	A5 / V-0		
Rated connection			
1.0...6 / 1.0...6			
1.0...6 / 1.0...6			
12 / 1.0 x 5.5 mm			

Ordering data

Version	Type	Qty.	Order No.
dark beige	S2C 6	50	2935540000
Blue	S2C 6 BL	50	2935550000
Orange	S2C 6 OR	50	2935560000
Note			

Accessories

Plug-in cross-connection	Type		Qty.	Order No.
2-pole	ZQV 6N/2	41 A	60	1985740000
3-pole	ZQV 6N/3	41 A	60	1985760000
4-pole	ZQV 6N/4	41 A	60	1985780000
End plate				
dark beige	SEP 2C 6		20	2935660000
blue				
End bracket				
dark beige, screwable	AEB 35 SC/1		50	1991920000
dark beige, direct mounting	AEB 35 SCL/1 V0		20	2661280000
Test adapter				
1-pole	ATPG 1.5-10 L	0.2 A	50	1991890000
stackable	ATPG 6 MI-R	0.2 A	50	1991930000
Test plug				
	PS 2.0 MC		20	0310000000
Screwdriver				
Standard	SDIL 1.0X5.5X125		1	2749160000
Marking tags				
	DEK-A 5/8 MM WS		500	2448860000
	WS-A 8/8 MM WS		500	2448930000
	DEK 5/8 PLUS MC NE WS		800	1046350000
	WS 10/8 PLUS MC NE WS		420	1905950000

For detailed information on other accessories and application in the online catalogue

S3C 6 — 6 mm²

SNAP IN

Q4 2025



Width/Height/Depth	mm	8.1 x 84.5 x 45.5
max. current / max. cond. cross-section	A/mm²	**41 / 10**
Max. clamping range	mm²	**1.0...6**

IEC 60947-7-1

IEC	UL	CSA	EN 60079-7
1000			
41			
6			
	8 kV / 3		
	A5 / V-0		
Rated connection			
1.0...6 / 1.0...6			
1.0...6 / 1.0...6			
12 / 1.0 x 5.5 mm			

Type		Qty.	Order No.
S3C 6		50	2935570000
S3C 6 BL		50	2935580000
S3C 6 OR		50	2935590000

Type		Qty.	Order No.
ZQV 6N/2	41 A	60	1985740000
ZQV 6N/3	41 A	60	1985760000
ZQV 6N/4	41 A	60	1985780000
SEP 3C 6		20	2935670000
AEB 35 SC/1		50	1991920000
AEB 35 SCL/1 V0		20	2661280000
ATPG 1.5-10 L	0.2 A	50	1991890000
ATPG 6 MI-R	0.2 A	50	1991930000
PS 2.0 MC		20	0310000000
SDIL 1.0X5.5X125		1	2749160000
DEK-A 5/8 MM WS		500	2448860000
WS-A 8/8 MM WS		500	2448930000
DEK 5/8 PLUS MC NE WS		800	1046350000
WS 10/8 PLUS MC NE WS		420	1905950000

S4C 6 — 6 mm²

SNAP IN

Q4 2025



Width/Height/Depth	mm	8.1 x 102 x 45.5
max. current / max. cond. cross-section	A/mm²	**41 / 10**
Max. clamping range	mm²	**1.0...6**

IEC 60947-7-1

IEC	UL	CSA	EN 60079-7
1000			
41			
6			
	8 kV / 3		
	A5 / V-0		
Rated connection			
1.0...6 / 1.0...6			
1.0...6 / 1.0...6			
12 / 1.0 x 5.5 mm			

Type		Qty.	Order No.
S4C 6		50	2935600000
S4C 6 BL		50	2935610000
S4C 6 OR		50	2935620000

Type		Qty.	Order No.
ZQV 6N/2	41 A	60	1985740000
ZQV 6N/3	41 A	60	1985760000
ZQV 6N/4	41 A	60	1985780000
SEP 4C 6		20	2935680000
AEB 35 SC/1		50	1991920000
AEB 35 SCL/1 V0		20	2661280000
ATPG 1.5-10 L	0.2 A	50	1991890000
ATPG 6 MI-R	0.2 A	50	1991930000
PS 2.0 MC		20	0310000000
SDIL 1.0X5.5X125		1	2749160000
DEK-A 5/8 MM WS		500	2448860000
WS-A 8/8 MM WS		500	2448930000
DEK 5/8 PLUS MC NE WS		800	1046350000
WS 10/8 PLUS MC NE WS		420	1905950000

Spring connection with SNAP IN technology (S-Series)
Feed-through terminal blocks

		SL2C 6	SL3C 6	SL4C 6
		6 mm²	6 mm²	6 mm²
Width/Height/Depth	mm	8.2 x 42.2 x 62.8	8.2 x 57.6 x 76.7	8.2 x 57.6 x 90.6
max. current / max. cond. cross-section	A/mm²	41 / 10	41 / 10	41 / 10
Max. clamping range	mm²	1.5...10	1.5...10	1.5...10







Technical data

IEC 60947-7-1

Rated data		IEC	UL	CSA	EN 60079-7
Rated voltage	V	1000	600	600	
Rated current	A	41	40	40	
for wire cross-section	mm²	6	AWG 14...8	AWG 14...8	
Short Circuit Current Rating (SCCR)		10kA			
Rated impulse withstand voltage / Pollution severity		8 kV / 3			
Gauge to IEC 60947-1 / UL 94 flammability rating		A5 / V-0			
Approvals					
Clamped conductors		**Rated connection**			
Solid / Stranded	mm²	1.5...10 / 1.5..10			
Flexible / Flexible with ferrule	mm²	1.5...10 / 1.5...6			
Stripping length / Blade size	mm/-	12 / 1.0 x 5.5 mm			
Note					

IEC 60947-7-1

Rated data		IEC	UL	CSA	EN 60079-7
Rated voltage	V	1000	600	600	
Rated current	A	41	40	40	
for wire cross-section	mm²	6	AWG 14...8	AWG 14...8	
Short Circuit Current Rating (SCCR)		10kA			
Rated impulse withstand voltage / Pollution severity		8 kV / 3			
Gauge to IEC 60947-1 / UL 94 flammability rating		A5 / V-0			
Approvals					
Clamped conductors		**Rated connection**			
Solid / Stranded	mm²	1.5...10 / 1.5..10			
Flexible / Flexible with ferrule	mm²	1.5...10 / 1.5...6			
Stripping length / Blade size	mm/-	12 / 1.0 x 5.5 mm			
Note					

IEC 60947-7-1

Rated data		IEC	UL	CSA	EN 60079-7
Rated voltage	V	1000	600	600	
Rated current	A	41	40	40	
for wire cross-section	mm²	6	AWG 14...8	AWG 14...8	
Short Circuit Current Rating (SCCR)		10kA			
Rated impulse withstand voltage / Pollution severity		8 kV / 3			
Gauge to IEC 60947-1 / UL 94 flammability rating		A5 / V-0			
Approvals					
Clamped conductors		**Rated connection**			
Solid / Stranded	mm²	1.5...10 / 1.5..10			
Flexible / Flexible with ferrule	mm²	1.5...10 / 1.5...6			
Stripping length / Blade size	mm/-	12 / 1.0 x 5.5 mm			
Note					

Ordering data

Version	Type		Qty.	Order No.
dark beige	SL2C 6		50	3037380000
Blue	SL2C 6 BL		50	3037390000
Note				

Version	Type		Qty.	Order No.
dark beige	SL3C 6		50	3037410000
Blue	SL3C 6 BL		50	3037420000
Note				

Version	Type		Qty.	Order No.
dark beige	SL4C 6		50	3037440000
Blue	SL4C 6 BL		50	3037450000
Note				

Accessories

	Type		Qty.	Order No.
Plug-in cross-connection				
2-pole	ZQV 6SL/2	41 A	60	3077580000
3-pole	ZQV 6SL/3	41 A	60	3077590000
4-pole	ZQV 6SL/4	41 A	60	3077600000
End plate				
dark beige	SLEP 2C 6		50	3037590000
End bracket				
dark beige, screwable	AEB 35 SC/1		50	1991920000
dark beige, direct mounting	AEB 35 SCL/1 V0		20	2661280000
Test adapter				
1-pole	ATPG 1.5-10 L	0.2 A	50	1991890000
stackable	ATPG 6 MI-R	0.2 A	50	1991930000
Test plug				
	PS 2.0 MC		20	0310000000
Screwdriver				
Standard	SDIL 1.0X5.5X125		1	2749160000
Marking tags				
	DEK-A 5/8 MM WS		500	2448860000
	WS-A 8/8 MM WS		500	2448930000
	DEK 5/8 PLUS MC NE WS		800	1046350000
	WS 10/8 PLUS MC NE WS		420	1905950000

	Type		Qty.	Order No.
Plug-in cross-connection				
2-pole	ZQV 6SL/2	41 A	60	3077580000
3-pole	ZQV 6SL/3	41 A	60	3077590000
4-pole	ZQV 6SL/4	41 A	60	3077600000
End plate				
dark beige	SLEP 3C 6		50	3037600000
End bracket				
dark beige, screwable	AEB 35 SC/1		50	1991920000
dark beige, direct mounting	AEB 35 SCL/1 V0		20	2661280000
Test adapter				
1-pole	ATPG 1.5-10 L	0.2 A	50	1991890000
stackable	ATPG 6 MI-R	0.2 A	50	1991930000
Test plug				
	PS 2.0 MC		20	0310000000
Screwdriver				
Standard	SDIL 1.0X5.5X125		1	2749160000
Marking tags				
	DEK-A 5/8 MM WS		500	2448860000
	WS-A 8/8 MM WS		500	2448930000
	DEK 5/8 PLUS MC NE WS		800	1046350000
	WS 10/8 PLUS MC NE WS		420	1905950000

	Type		Qty.	Order No.
Plug-in cross-connection				
2-pole	ZQV 6SL/2	41 A	60	3077580000
3-pole	ZQV 6SL/3	41 A	60	3077590000
4-pole	ZQV 6SL/4	41 A	60	3077600000
End plate				
dark beige	SLEP 4C 6		50	3037640000
End bracket				
dark beige, screwable	AEB 35 SC/1		50	1991920000
dark beige, direct mounting	AEB 35 SCL/1 V0		20	2661280000
Test adapter				
1-pole	ATPG 1.5-10 L	0.2 A	50	1991890000
stackable	ATPG 6 MI-R	0.2 A	50	1991930000
Test plug				
	PS 2.0 MC		20	0310000000
Screwdriver				
Standard	SDIL 1.0X5.5X125		1	2749160000
Marking tags				
	DEK-A 5/8 MM WS		500	2448860000
	WS-A 8/8 MM WS		500	2448930000
	DEK 5/8 PLUS MC NE WS		800	1046350000
	WS 10/8 PLUS MC NE WS		420	1905950000

For detailed information on other accessories and application in the online catalogue

Spring connection with SNAP IN technology (S-Series)
Feed-through terminal blocks

SL2C 10 — 10 mm²

SNAP IN



Width/Height/Depth	mm	10.2 x 72 x 48.8
max. current / max. cond. cross-section	A/mm²	**57 / 16**
Max. clamping range	mm²	**1.5...16**

Technical data

Rated data		DIN EN 60947-7-1			
		IEC	UL	CSA	EN 60079-7
Rated voltage	V	1000	600	600	
Rated current	A	57	55	55	
for wire cross-section	mm²	10	AWG 12...6	AWG 12...6	
Short Circuit Current Rating (SCCR)		10kA			
Rated impulse withstand voltage / Pollution severity		8 kV / 3			
Gauge to IEC 60947-1 / UL 94 flammability rating		A6 / V-0			
Approvals					
Clamped conductors		**Rated connection**			
Solid / Stranded	mm²	1.5...16 / 1.5...16			
Flexible / Flexible with ferrule	mm²	2.5...16 / 2.5...10			
Stripping length / Blade size	mm/-	18 / 1.0 x 5.5 mm			
Note					

Ordering data

Version	Type	Qty.	Order No.
dark beige	SL2C 10	25	**3037500000**
Blue	SL2C 10 BL	25	**3037510000**
Note			

Accessories

	Type		Qty.	Order No.
Plug-in cross-connection				
2-pole	ZQV 10N/2	57 A	25	**2497250000**
End plate				
dark beige	SLEP 2C 10		20	**3037650000**
End bracket				
dark beige, screwable	AEB 35 SC/1		50	**1991920000**
dark beige, direct mounting	AEB 35 SCL/1 V0		20	**2661280000**
Test adapter				
1-pole	ATPG 10 MI-R	0.2 A	50	**1991870000**
Test plug				
	PS 2.0 MC		20	**0310000000**
Screwdriver				
Standard	SDIL 1.0X5.5X125		1	**2749160000**
Marking tags				
	DEK 5/5 PLUS MC NE WS		1000	**1854490000**
	DEK 5/8 PLUS MC NE WS		800	**1046350000**
	WS 10/8 PLUS MC NE WS		420	**1905950000**

For detailed information on other accessories and application in the online catalogue

SL3C 10 — 10 mm²

SNAP IN



Width/Height/Depth	mm	10.2 x 68.5 x 89.1
max. current / max. cond. cross-section	A/mm²	**57 / 16**
Max. clamping range	mm²	**1.5...16**

Technical data

Rated data		DIN EN 60947-7-1			
		IEC	UL	CSA	EN 60079-7
Rated voltage	V	1000	600	600	
Rated current	A	57	55	55	
for wire cross-section	mm²	10	AWG 12...6	AWG 12...6	
Short Circuit Current Rating (SCCR)		10kA			
Rated impulse withstand voltage / Pollution severity		8 kV / 3			
Gauge to IEC 60947-1 / UL 94 flammability rating		A6 / V-0			
Approvals					
Clamped conductors		**Rated connection**			
Solid / Stranded	mm²	1.5...16 / 1.5...16			
Flexible / Flexible with ferrule	mm²	2.5...16 / 2.5...10			
Stripping length / Blade size	mm/-	18 / 1.0 x 5.5 mm			
Note					

Ordering data

Version	Type	Qty.	Order No.
dark beige	SL3C 10	25	**3037530000**
Blue	SL3C 10 BL	25	**3037540000**
Note			

Accessories

	Type		Qty.	Order No.
Plug-in cross-connection				
2-pole	ZQV 10N/2	57 A	25	**2497250000**
End plate				
dark beige	SLEP 3C 10		20	**3037670000**
End bracket				
dark beige, screwable	AEB 35 SC/1		50	**1991920000**
dark beige, direct mounting	AEB 35 SCL/1 V0		20	**2661280000**
Test adapter				
1-pole	ATPG 10 MI-R	0.2 A	50	**1991870000**
Test plug				
	PS 2.0 MC		20	**0310000000**
Screwdriver				
Standard	SDIL 1.0X5.5X125		1	**2749160000**
Marking tags				
	DEK 5/5 PLUS MC NE WS		1000	**1854490000**
	DEK 5/8 PLUS MC NE WS		800	**1046350000**
	WS 10/8 PLUS MC NE WS		420	**1905950000**

SL2C 16 — 16 mm²

SNAP IN



Width/Height/Depth	mm	12.2 x 49.8 x 77.2
max. current / max. cond. cross-section	A/mm²	**76 / 25**
Max. clamping range	mm²	**2.5...25**

Technical data

Rated data		IEC 60947-7-1			
		IEC	UL	CSA	EN 60079-7
Rated voltage	V	1000	600	600	
Rated current	A	76	75	75	
for wire cross-section	mm²	16	AWG 10...4	AWG 10...4	
Short Circuit Current Rating (SCCR)		10kA			
Rated impulse withstand voltage / Pollution severity		8 kV / 3			
Gauge to IEC 60947-1 / UL 94 flammability rating		A7 / V-0			
Approvals					
Clamped conductors		**Rated connection**			
Solid / Stranded	mm²	2.5...25 / 2.5...25			
Flexible / Flexible with ferrule	mm²	4...25 / 2.5...16			
Stripping length / Blade size	mm/-	18 / 1.0 x 5.5 mm			
Note					

Ordering data

Version	Type	Qty.	Order No.
dark beige	SL2C 16	20	**3037560000**
Blue	SL2C 16 BL	20	**3037570000**
Note			

Accessories

	Type		Qty.	Order No.
Plug-in cross-connection				
2-pole	ZQV 16N/2	76 A	25	**2497290000**
End plate				
dark beige	SLEP 2C 16		20	**3037680000**
End bracket				
dark beige, screwable	AEB 35 SC/1		50	**1991920000**
dark beige, direct mounting	AEB 35 SCL/1 V0		20	**2661280000**
Test adapter				
1-pole	ATPG 1.5-10 L	0.2 A	50	**1991890000**
Test plug				
	PS 2.0 MC		20	**0310000000**
Screwdriver				
Standard	SDIL 1.0X5.5X125		1	**2749160000**
Marking tags				
	DEK 5/5 PLUS MC NE WS		1000	**1854490000**
	DEK 5/8 PLUS MC NE WS		800	**1046350000**
	WS 10/8 PLUS MC NE WS		420	**1905950000**

		S2T 2.5	S2T 2.5 VL	S2T 2.5 N-FT	S2T 2.5 FT-PE
		2.5 mm²	2.5 mm²	2.5 mm²	2.5 mm²






		S2T 2.5	S2T 2.5 VL	S2T 2.5 N-FT	S2T 2.5 FT-PE
Width/Height/Depth	mm	5.1 x 95 x 52	5.1 x 95 x 52	5.1 x 95 x 52	5.1 x 95 x 52
max. current / max. cond. cross-section	A/mm²	22 / 2.5	24 / 2.5	22 / 2.5	24 / 2.5
Max. clamping range	mm²	0.34...2.5	0.34...2.5	0.34...2.5	0.34...2.5

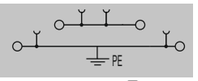

Technical data

Rated data		S2T 2.5	S2T 2.5 VL	S2T 2.5 N-FT	S2T 2.5 FT-PE
		IEC 60947-7-1	IEC 60947-7-1	IEC 60947-7-1	IEC 60947-7-1. IEC 60947-7-2
		II 2 GD Ex eb IIC Gb	II 2 GD Ex eb IIC Gb	II 2 GD Ex eb IIC Gb	II 2 GD Ex eb IIC Gb
		IEC / UL / CSA / EN 60079-7	IEC / UL / CSA / EN 60079-7	IEC / UL / CSA / EN 60079-7	IEC / UL / CSA / EN 60079-7
Rated voltage	V	800 / 600 / / 550	800 / 600 / / 550	800 / 600 / / 550	800 / 600 / / 550
Rated current	A	22 / 20 / / 19	22 / 20 / / 19	22 / 20 / / 19	24 / 20 / / 19
for wire cross-section	mm²	2.5 / AWG 20...14 / / 2.5	2.5 / AWG 20...14 / / 2.5	2.5 / AWG 20...14 / / 2.5	2.5 / AWG 20...14 / / 2.5
Short Circuit Current Rating (SCCR)		100kA	100kA	100kA	100kA
Rated impulse withstand voltage / Pollution severity		8 kV / 3	8 kV / 3	8 kV / 3	8 kV / 3
Gauge to IEC 60947-1 / UL 94 flammability rating		A2 / V-0	A2 / V-0	A2 / V-0	A2 / V-0
Approvals		TÜV22ATEX8925U	TÜV22ATEX8925U	TÜV22ATEX8925U	TÜV22ATEX8925U
Clamped conductors		**Rated connection**	**Rated connection**	**Rated connection**	**Rated connection**
Solid / Stranded	mm²	0.5...2.5 / 0.5...2.5	0.5...2.5 / 0.5...2.5	0.5...2.5 / 0.5...2.5	0.5...2.5 / 0.5...2.5
Flexible / Flexible with ferrule	mm²	0.5...2.5 / 0.5...2.5	0.5...2.5 / 0.5...2.5	0.5...2.5 / 0.5...2.5	0.5...2.5 / 0.5...2.5
Stripping length / Blade size	mm/-	10 / 0.6 x 3.5 mm	10 / 0.6 x 3.5 mm	10 / 0.6 x 3.5 mm	10 / 0.6 x 3.5 mm
Note					

Ordering data

Version	S2T 2.5	S2T 2.5 VL	S2T 2.5 N-FT	S2T 2.5 FT-PE
	Type / Qty. / Order No.	Type / Qty. / Order No.	Type / Qty. / Order No.	Type / Qty. / Order No.
dark beige	S2T 2.5 / 50 / 2902380000	S2T 2.5 VL / 50 / 2902430000	S2T 2.5 N-FT / 50 / 2902420000	S2T 2.5 FT-PE / 50 / 2902410000
Blue	S2T 2.5 BL / 50 / 2902390000	S2T 2.5 VL BL / 50 / 2902440000		
Orange	S2T 2.5 OR / 50 / 2902400000	S2T 2.5 VL OR / 50 / 2902450000		
Note				

Accessories

Plug-in cross-connection	S2T 2.5	S2T 2.5 VL	S2T 2.5 N-FT	S2T 2.5 FT-PE
	Type / Qty. / Order No.	Type / Qty. / Order No.	Type / Qty. / Order No.	Type / Qty. / Order No.
2-pole	ZQV 2.5N/2 / 24 A / 60 / 1527540000	ZQV 2.5N/2 / 24 A / 60 / 1527540000	ZQV 2.5N/2 / 24 A / 60 / 1527540000	ZQV 2.5N/2 / 24 A / 60 / 1527540000
10-pole	ZQV 2.5N/10 / 24 A / 20 / 1527690000	ZQV 2.5N/10 / 24 A / 20 / 1527690000	ZQV 2.5N/10 / 24 A / 20 / 1527690000	ZQV 2.5N/10 / 24 A / 20 / 1527690000
2-pole				
10-pole				
Vertical jumpers				
1-pole	ZVQ 2.5/1.5 / 24 A / 50 / 1720700000		ZVQ 2.5/1.5 / 24 A / 50 / 1720700000	
End plate				
dark beige	SEP 2T 2.5 / 20 / 2913480000	SEP 2T 2.5 / 20 / 2913480000	SEP 2T 2.5 / 20 / 2913480000	SEP 2T 2.5 / 20 / 2913480000
blue	SEP 2T 2.5 BL / 20 / 2913490000	SEP 2T 2.5 BL / 20 / 2913490000	SEP 2T 2.5 BL / 20 / 2913490000	SEP 2T 2.5 BL / 20 / 2913490000
End bracket				
dark beige, screwable	AEB 35 SC/1 / 50 / 1991920000	AEB 35 SC/1 / 50 / 1991920000	AEB 35 SC/1 / 50 / 1991920000	AEB 35 SC/1 / 50 / 1991920000
dark beige, direct mounting	AEB 35 SCL/1 V0 / 20 / 2661280000	AEB 35 SCL/1 V0 / 20 / 2661280000	AEB 35 SCL/1 V0 / 20 / 2661280000	AEB 35 SCL/1 V0 / 20 / 2661280000
Test adapter				
1-pole	ATPG 1.5-10 L / 0.2 A / 50 / 1991890000	ATPG 1.5-10 L / 0.2 A / 50 / 1991890000	ATPG 1.5-10 L / 0.2 A / 50 / 1991890000	ATPG 1.5-10 L / 0.2 A / 50 / 1991890000
stackable	ATPG 2.5 MI-R / 0.2 A / 50 / 1991960000	ATPG 2.5 MI-R / 0.2 A / 50 / 1991960000	ATPG 2.5 MI-R / 0.2 A / 50 / 1991960000	ATPG 2.5 MI-R / 0.2 A / 50 / 1991960000
3-pole	ATPG 2.5/3 / 0.2 A / 25 / 2041190000	ATPG 2.5/3 / 0.2 A / 25 / 2041190000	ATPG 2.5/3 / 0.2 A / 25 / 2041190000	ATPG 2.5/3 / 0.2 A / 25 / 2041190000
5-pole	ATPG 2.5/5 / 0.2 A / 25 / 2041180000	ATPG 2.5/5 / 0.2 A / 25 / 2041180000	ATPG 2.5/5 / 0.2 A / 25 / 2041180000	ATPG 2.5/5 / 0.2 A / 25 / 2041180000
Test plug				
	PS 2.0 MC / 20 / 0310000000	PS 2.0 MC / 20 / 0310000000	PS 2.0 MC / 20 / 0310000000	PS 2.0 MC / 20 / 0310000000
Screwdriver				
Standard	SDIL 0.6X3.5X100 / 1 / 2749140000	SDIL 0.6X3.5X100 / 1 / 2749140000	SDIL 0.6X3.5X100 / 1 / 2749140000	SDIL 0.6X3.5X100 / 1 / 2749140000
Marking tags				
	DEK 5/5 PLUS MC NE WS / 1000 / 1854490000	DEK 5/5 PLUS MC NE WS / 1000 / 1854490000	DEK 5/5 PLUS MC NE WS / 1000 / 1854490000	DEK 5/5 PLUS MC NE WS / 1000 / 1854490000
	DEK 5/5 MM WS / 800 / 2007110000	DEK 5/5 MM WS / 800 / 2007110000	DEK 5/5 MM WS / 800 / 2007110000	DEK 5/5 MM WS / 800 / 2007110000
	WS 8/5 MM WS / 800 / 2007150000	WS 8/5 MM WS / 800 / 2007150000	WS 8/5 MM WS / 800 / 2007150000	WS 8/5 MM WS / 800 / 2007150000
	WS 10/5 M PLUS MC NE WS / 600 / 2003770000	WS 10/5 M PLUS MC NE WS / 600 / 2003770000	WS 10/5 M PLUS MC NE WS / 600 / 2003770000	WS 10/5 M PLUS MC NE WS / 600 / 2003770000
	SNAPMARK I / 50 / 1805880000	SNAPMARK I / 50 / 1805880000	SNAPMARK I / 50 / 1805880000	SNAPMARK I / 50 / 1805880000

For detailed information on other accessories and application in the online catalogue

Spring connection with SNAP IN technology (S-Series)
Feed-through terminal blocks

Spring connection with SNAP IN technology (S-Series)
Feed-through terminal blocks

		S2T 2.5 6C	S2T 2.5 6C VL	S2T 2.5 6C FT-PE
		2.5 mm²	2.5 mm²	2.5 mm²
Width/Height/Depth	mm	5.1 x 102.5 x 64.5	5.1 x 102.5 x 64.5	5.1 x 102.5 x 64.5
max. current / max. cond. cross-section	A/mm²	22 / 4	22 / 4	22 / 4
Max. clamping range	mm²	0.34...4	0.34...4	0.34...4



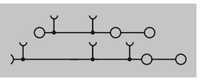



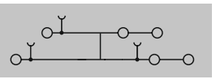



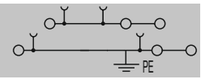

Technical data

Rated data		S2T 2.5 6C	S2T 2.5 6C VL	S2T 2.5 6C FT-PE
Rated voltage	V	IEC 60947-7-1	IEC 60947-7-1	IEC 60947-7-1
Rated current	A	IEC / UL / CSA / EN 60079-7	IEC / UL / CSA / EN 60079-7	IEC / UL / CSA / EN 60079-7
for wire cross-section	mm²	800	800	800
Rated impulse withstand voltage / Pollution severity		22	22	22
Gauge to IEC 60947-7-1 / UL 94 flammability rating		2.5	2.5	2.5
Approvals		8 kV / 3	8 kV / 3	8 kV / 3
		A3 / V-0	A3 / V-0	A3 / V-0
		CE cULus	CE cULus	CE cULus
Clamped conductors		**Rated connection**	**Rated connection**	**Rated connection**
Solid / Stranded	mm²	0.5...2.5 / 0.5...4	0.5...2.5 / 0.5...4	0.5...2.5 / 0.5...4
Flexible / Flexible with ferrule	mm²	0.5...4 / 0.5...2.5	0.5...4 / 0.5...2.5	0.5...4 / 0.5...2.5
Stripping length / Blade size	mm/-	10 / 0.6 x 3.5 mm	10 / 0.6 x 3.5 mm	10 / 0.6 x 3.5 mm
Note				

Ordering data

Version		Type	Qty.	Order No.	Type	Qty.	Order No.	Type	Qty.	Order No.
	dark beige	S2T 2.5 6C	50	3093170000	S2T 2.5 6C VL	50	3093210000	S2T 2.5 6C FT-PE	50	3093240000
	Blue	S2T 2.5 6C BL	50	3093200000	S2T 2.5 6C VL BL	50	3093230000			
Note										

Accessories

Plug-in cross-connection		Type		Qty.	Order No.	Type		Qty.	Order No.	Type		Qty.	Order No.
	2-pole	ZQV 2.5N/2	24 A	60	1527540000	ZQV 2.5N/2	24 A	60	1527540000	ZQV 2.5N/2	24 A	60	1527540000
	10-pole	ZQV 2.5N/10	24 A	20	1527690000	ZQV 2.5N/10	24 A	20	1527690000	ZQV 2.5N/10	24 A	20	1527690000
	1-pole	ZVQ 2.5/1.5	24 A	50	1720700000								
	10-pole												
	2-pole												
	10-pole												
End plate													
	dark beige	SEP 2T 2.5 6C		20	3093280000	SEP 2T 2.5 6C		20	3093280000	SEP 2T 2.5 6C		20	3093280000
End bracket													
	dark beige, screwable	AEB 35 SC/1		50	1991920000	AEB 35 SC/1		50	1991920000	AEB 35 SC/1		50	1991920000
	dark beige, direct mounting	AEB 35 SCL/1 V0		20	2661280000	AEB 35 SCL/1 V0		20	2661280000	AEB 35 SCL/1 V0		20	2661280000
Test adapter													
	1-pole	ATPG 1.5-10 L	0.2 A	50	1991890000	ATPG 1.5-10 L	0.2 A	50	1991890000	ATPG 1.5-10 L	0.2 A	50	1991890000
	stackable	ATPG 2.5 MI-R	0.2 A	50	1991960000	ATPG 2.5 MI-R	0.2 A	50	1991960000	ATPG 2.5 MI-R	0.2 A	50	1991960000
	3-pole	ATPG 2.5/3	0.2 A	25	2041190000	ATPG 2.5/3	0.2 A	25	2041190000	ATPG 2.5/3	0.2 A	25	2041190000
	5-pole	ATPG 2.5/5	0.2 A	25	2041180000	ATPG 2.5/5	0.2 A	25	2041180000	ATPG 2.5/5	0.2 A	25	2041180000
Test plug													
		PS 2.0 MC		20	0310000000	PS 2.0 MC		20	0310000000	PS 2.0 MC		20	0310000000
Screwdriver													
	Standard	SDIL 0.6X3.5X100		1	2749140000	SDIL 0.6X3.5X100		1	2749140000	SDIL 0.6X3.5X100		1	2749140000
Marking tags													
		DEK 5/5 PLUS MC NE WS		1000	1854490000	DEK 5/5 PLUS MC NE WS		1000	1854490000	DEK 5/5 PLUS MC NE WS		1000	1854490000
		DEK 5/5 MM WS		800	2007110000	DEK 5/5 MM WS		800	2007110000	DEK 5/5 MM WS		800	2007110000
		WS 8/5 MM WS		800	2007150000	WS 8/5 MM WS		800	2007150000	WS 8/5 MM WS		800	2007150000
		WS 10/5 M PLUS MC NE WS		600	2003770000	WS 10/5 M PLUS MC NE WS		600	2003770000	WS 10/5 M PLUS MC NE WS		600	2003770000

For detailed information on other accessories and application in the online catalogue

Spring connection with SNAP IN technology (S-Series)
Feed-through terminal blocks

		S2T 2.5 8C	S2T 2.5 8C VL	S2T 2.5 8C FT-PE
		2.5 mm²	2.5 mm²	2.5 mm²
Width/Height/Depth	mm	5.1 x 127.5 x 64.5	5.1 x 127.5 x 64.5	5.1 x 127.5 x 64.5
max. current / max. cond. cross-section	A/mm²	22 / 4	22 / 4	22 / 4
Max. clamping range	mm²	0.34...4	0.34...4	0.34...4

SNAP IN





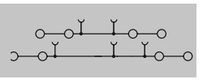

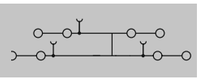

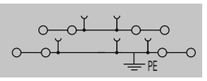

Technical data

Rated data		S2T 2.5 8C	S2T 2.5 8C VL	S2T 2.5 8C FT-PE
Rated voltage	V	IEC 60947-7-1	IEC 60947-7-1	IEC 60947-7-1
Rated current	A	IEC / UL / CSA / EN 60079-7	IEC / UL / CSA / EN 60079-7	IEC / UL / CSA / EN 60079-7
for wire cross-section	mm²	800	800	800
Rated impulse withstand voltage / Pollution severity		22	22	22
Gauge to IEC 60947-7-1 / UL 94 flammability rating		2.5	2.5	2.5
Approvals		8 kV / 3	8 kV / 3	8 kV / 3
		A3 / V-0	A3 / V-0	A3 / V-0
		CE cULus	CE cULus	CE cULus
Clamped conductors		**Rated connection**	**Rated connection**	**Rated connection**
Solid / Stranded	mm²	0.5...2.5 / 0.5...4	0.5...2.5 / 0.5...4	0.5...2.5 / 0.5...4
Flexible / Flexible with ferrule	mm²	0.5...4 / 0.5...2.5	0.5...4 / 0.5...2.5	0.5...4 / 0.5...2.5
Stripping length / Blade size	mm/-	10 / 0.6 x 3.5 mm	10 / 0.6 x 3.5 mm	10 / 0.6 x 3.5 mm
Note				

Ordering data

Version		Type	Qty.	Order No.	Type	Qty.	Order No.	Type	Qty.	Order No.
	dark beige	S2T 2.5 8C	50	3093100000	S2T 2.5 8C VL	50	3093120000	S2T 2.5 8C FT-PE	50	3093150000
	Blue	S2T 2.5 8C BL	50	3093110000	S2T 2.5 8C VL BL	50	3093130000			
Note										

Accessories

Plug-in cross-connection		Type		Qty.	Order No.	Type		Qty.	Order No.	Type		Qty.	Order No.
	2-pole	ZQV 2.5N/2	24 A	60	1527540000	ZQV 2.5N/2	24 A	60	1527540000	ZQV 2.5N/2	24 A	60	1527540000
	10-pole	ZQV 2.5N/10	24 A	20	1527690000	ZQV 2.5N/10	24 A	20	1527690000	ZQV 2.5N/10	24 A	20	1527690000
	1-pole	ZVQ 2.5/1.5	24 A	50	1720700000								
	10-pole												
	2-pole												
	10-pole												
End plate													
	dark beige	SEP 2T 2.5 8C		20	3093260000	SEP 2T 2.5 8C		20	3093260000	SEP 2T 2.5 8C		20	3093260000
End bracket													
	dark beige, screwable	AEB 35 SC/1		50	1991920000	AEB 35 SC/1		50	1991920000	AEB 35 SC/1		50	1991920000
	dark beige, direct mounting	AEB 35 SCL/1 V0		20	2661280000	AEB 35 SCL/1 V0		20	2661280000	AEB 35 SCL/1 V0		20	2661280000
Test adapter													
	1-pole	ATPG 1.5-10 L	0.2 A	50	1991890000	ATPG 1.5-10 L	0.2 A	50	1991890000	ATPG 1.5-10 L	0.2 A	50	1991890000
	stackable	ATPG 2.5 MI-R	0.2 A	50	1991960000	ATPG 2.5 MI-R	0.2 A	50	1991960000	ATPG 2.5 MI-R	0.2 A	50	1991960000
	3-pole	ATPG 2.5/3	0.2 A	25	2041190000	ATPG 2.5/3	0.2 A	25	2041190000	ATPG 2.5/3	0.2 A	25	2041190000
	5-pole	ATPG 2.5/5	0.2 A	25	2041180000	ATPG 2.5/5	0.2 A	25	2041180000	ATPG 2.5/5	0.2 A	25	2041180000
Test plug													
		PS 2.0 MC		20	0310000000	PS 2.0 MC		20	0310000000	PS 2.0 MC		20	0310000000
Screwdriver													
	Standard	SDIL 0.6X3.5X100		1	2749140000	SDIL 0.6X3.5X100		1	2749140000	SDIL 0.6X3.5X100		1	2749140000
Marking tags													
		DEK 5/5 PLUS MC NE WS		1000	1854490000	DEK 5/5 PLUS MC NE WS		1000	1854490000	DEK 5/5 PLUS MC NE WS		1000	1854490000
		DEK 5/5 MM WS		800	2007110000	DEK 5/5 MM WS		800	2007110000	DEK 5/5 MM WS		800	2007110000
		WS 8/5 MM WS		800	2007150000	WS 8/5 MM WS		800	2007150000	WS 8/5 MM WS		800	2007150000
		WS 10/5 M PLUS MC NE WS		600	2003770000	WS 10/5 M PLUS MC NE WS		600	2003770000	WS 10/5 M PLUS MC NE WS		600	2003770000

For detailed information on other accessories and application in the online catalogue

		S3T 2.5	S3T 2.5 VL	S3T 2.5 FT-FT-PE	S3T 2.5 N-FT-PE
		2.5 mm²	2.5 mm²	2.5 mm²	2.5 mm²









		S3T 2.5	S3T 2.5 VL	S3T 2.5 FT-FT-PE	S3T 2.5 N-FT-PE
Width/Height/Depth	mm	5.1 x 119 x 89	5.1 x 119 x 89	5.1 x 119 x 89	5.1 x 119 x 89
max. current / max. cond. cross-section	A/mm²	22 / 2.5	24 / 2.5	24 / 2.5	24 / 2.5
Max. clamping range	mm²	0.34...2.5	0.34...2.5	0.34...2.5	0.34...2.5

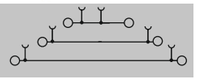

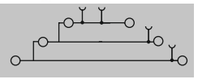

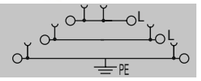

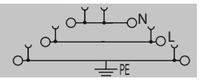

Technical data

Rated data		S3T 2.5	S3T 2.5 VL	S3T 2.5 FT-FT-PE	S3T 2.5 N-FT-PE
		IEC / UL / CSA / EN 60079-7	IEC 60947-7-1 / UL / CSA / EN 60079-7	IEC 60947-7-1 (-7-2) / UL / CSA / EN 60079-7	IEC 60947-7-1 (-7-2) / UL / CSA / EN 60079-7
Rated voltage	V	800	800	800	800
Rated current	A	22	24	24	24
for wire cross-section	mm²	2.5	2.5	2.5	2.5
Short Circuit Current Rating (SCCR)		10kA	10kA	10kA	10kA
Rated impulse withstand voltage / Pollution severity		8 kV / 3	8 kV / 3	6 kV / 3	8 kV / 3
Gauge to IEC 60947-1 / UL 94 flammability rating		A3 / V-0	A3 / V-0	A3 / V-0	A3 / V-0
Approvals		CE EAC cULus CSA	CE EAC cULus CSA	CE EAC cULus CSA	CE EAC cULus CSA
Clamped conductors		**Rated connection**	**Rated connection**	**Rated connection**	**Rated connection**
Solid / Stranded	mm²	0.5...2.5 / 0.5...2.5	0.5...2.5 / 0.5...2.5	0.5...2.5 / 0.5...2.5	0.5...2.5 / 0.5...2.5
Flexible / Flexible with ferrule	mm²	0.5...2.5 / 0.5...2.5	0.5...2.5 / 0.5...2.5	0.5...2.5 / 0.5...2.5	0.5...2.5 / 0.5...2.5
Stripping length / Blade size	mm/-	/ 0.6 x 3.5 mm	10 / 0.6 x 3.5 mm	10 / 0.6 x 3.5 mm	10 / 0.6 x 3.5 mm
Note					

Ordering data

Version		S3T 2.5	S3T 2.5 VL	S3T 2.5 FT-FT-PE	S3T 2.5 N-FT-PE
		Type / Qty. / Order No.	Type / Qty. / Order No.	Type / Qty. / Order No.	Type / Qty. / Order No.
	dark beige	S3T 2.5 / 50 / 2902530000	S3T 2.5 VL / 50 / 2902570000	S3T 2.5 FT-FT-PE / 50 / 2902550000	S3T 2.5 N-FT-PE / 50 / 2902560000
	Blue	S3T 2.5 BL / 50 / 2902540000	S3T 2.5 VL BL / 50 / 2902580000		
	Orange				
Note					

Accessories

Plug-in cross-connection		S3T 2.5	S3T 2.5 VL	S3T 2.5 FT-FT-PE	S3T 2.5 N-FT-PE
		Type / Qty. / Order No.	Type / Qty. / Order No.	Type / Qty. / Order No.	Type / Qty. / Order No.
	2-pole	ZQV 2.5N/2 / 24 A / 60 / 1527540000	ZQV 2.5N/2 / 24 A / 60 / 1527540000	ZQV 2.5N/2 / 24 A / 60 / 1527540000	ZQV 2.5N/2 / 24 A / 60 / 1527540000
	10-pole	ZQV 2.5N/10 / 24 A / 20 / 1527690000	ZQV 2.5N/10 / 24 A / 20 / 1527690000	ZQV 2.5N/10 / 24 A / 20 / 1527690000	ZQV 2.5N/10 / 24 A / 20 / 1527690000
	2-pole				
	10-pole				
Vertical jumpers					
	1-pole	ZVQ 2.5/1.5 / 24 A / 50 / 1720700000	ZVQ 2.5/1.5 / 24 A / 50 / 1720700000	ZVQ 2.5/1.5 / 24 A / 50 / 1720700000	ZVQ 2.5/1.5 / 24 A / 50 / 1720700000
End plate					
	dark beige	SEP 3T 2.5 / 2902630000	SEP 3T 2.5 / 2902630000	SEP 3T 2.5 / 2902630000	SEP 3T 2.5 / 2902630000
	blue	SEP 3T 2.5 BL / 2902640000	SEP 3T 2.5 BL / 2902640000	SEP 3T 2.5 BL / 2902640000	SEP 3T 2.5 BL / 2902640000
End bracket					
	dark beige, screwable	AEB 35 SC/1 / 50 / 1991920000	AEB 35 SC/1 / 50 / 1991920000	AEB 35 SC/1 / 50 / 1991920000	AEB 35 SC/1 / 50 / 1991920000
	dark beige, direct mounting	AEB 35 SCL/1 V0 / 20 / 2661280000	AEB 35 SCL/1 V0 / 20 / 2661280000	AEB 35 SCL/1 V0 / 20 / 2661280000	AEB 35 SCL/1 V0 / 20 / 2661280000
Test adapter					
	1-pole	ATPG 1.5-10 L / 0.2 A / 50 / 1991890000	ATPG 1.5-10 L / 0.2 A / 50 / 1991890000	ATPG 1.5-10 L / 0.2 A / 50 / 1991890000	ATPG 1.5-10 L / 0.2 A / 50 / 1991890000
	stackable	ATPG 2.5 MI-R / 0.2 A / 50 / 1991960000	ATPG 2.5 MI-R / 0.2 A / 50 / 1991960000	ATPG 2.5 MI-R / 0.2 A / 50 / 1991960000	ATPG 2.5 MI-R / 0.2 A / 50 / 1991960000
	3-pole	ATPG 2.5/3 / 0.2 A / 25 / 2041190000	ATPG 2.5/3 / 0.2 A / 25 / 2041190000	ATPG 2.5/3 / 0.2 A / 25 / 2041190000	ATPG 2.5/3 / 0.2 A / 25 / 2041190000
	5-pole	ATPG 2.5/5 / 0.2 A / 25 / 2041180000	ATPG 2.5/5 / 0.2 A / 25 / 2041180000	ATPG 2.5/5 / 0.2 A / 25 / 2041180000	ATPG 2.5/5 / 0.2 A / 25 / 2041180000
Test plug					
		PS 2.0 MC / 20 / 0310000000	PS 2.0 MC / 20 / 0310000000	PS 2.0 MC / 20 / 0310000000	PS 2.0 MC / 20 / 0310000000
Screwdriver					
	Standard	SDIL 0.6X3.5X100 / 1 / 2749140000	SDIL 0.6X3.5X100 / 1 / 2749140000	SDIL 0.6X3.5X100 / 1 / 2749140000	SDIL 0.6X3.5X100 / 1 / 2749140000
Marking tags					
		DEK 5/5 PLUS MC NE WS / 1000 / 1854490000	DEK 5/5 PLUS MC NE WS / 1000 / 1854490000	DEK 5/5 PLUS MC NE WS / 1000 / 1854490000	DEK 5/5 PLUS MC NE WS / 1000 / 1854490000
		DEK 5/5 MM WS / 800 / 2007110000	DEK 5/5 MM WS / 800 / 2007110000	DEK 5/5 MM WS / 800 / 2007110000	DEK 5/5 MM WS / 800 / 2007110000
		WS 8/5 MM WS / 800 / 2007150000	WS 8/5 MM WS / 800 / 2007150000	WS 8/5 MM WS / 800 / 2007150000	WS 8/5 MM WS / 800 / 2007150000
		WS 10/5 M PLUS MC NE WS / 600 / 2003770000	WS 10/5 M PLUS MC NE WS / 600 / 2003770000	WS 10/5 M PLUS MC NE WS / 600 / 2003770000	WS 10/5 M PLUS MC NE WS / 600 / 2003770000
		SNAPMARK I / 50 / 1805880000	SNAPMARK I / 50 / 1805880000	SNAPMARK I / 50 / 1805880000	SNAPMARK I / 50 / 1805880000

For detailed information on other accessories and application in the online catalogue

Spring connection with SNAP IN technology (S-Series)
Feed-through terminal blocks

Spring connection with SNAP IN technology (S-Series)
PE terminal blocks

		S2C 1.5 PE	S3C 1.5 PE	S4C 1.5 PE
		1.5 mm²	1.5 mm²	1.5 mm²

SNAP IN

Q4 2025

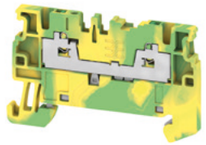



		S2C 1.5 PE	S3C 1.5 PE	S4C 1.5 PE
Width/Height/Depth	mm	3.5 x 54.5 x 33.5	3.5 x 61.5 x 33.5	3.5 x 67.5 x 33.5
max. current / max. cond. cross-section	-/mm²	/ 1.5	/ 1.5	/ 1.5
Max. clamping range	mm²	0.34...1.5	0.34...1.5	0.34...1.5

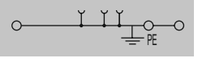

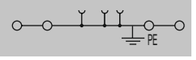

Technical data

IEC 60947-7-2

Rated data		IEC	UL	CSA	EN 60079-7
for wire cross-section	mm²	1.5			
Rated voltage to adjoining terminal	V	500			
Rated impulse withstand voltage to adjacent terminal	kV	6			
Rated short-time current		180 A (1.5 mm²)			
Pollution severity		3			
Gauge to IEC 60947-1 / UL 94 flammability rating		A1 / V-0			
Approvals		CE cULus			
Clamped conductors		**Rated connection**			
Solid / Stranded	mm²	0.34...1.5 / 0.34...1.5			
Flexible / Flexible with ferrule	mm²	0.34...1.5 / 0.34...1			
Stripping length / Blade size	mm/-	8 / 0.4 x 2.0 mm			
Note					

IEC 60947-7-2

Rated data		IEC	UL	CSA	EN 60079-7
for wire cross-section	mm²	1.5			
Rated voltage to adjoining terminal	V	500			
Rated impulse withstand voltage to adjacent terminal	kV	6			
Rated short-time current		180 A (1.5 mm²)			
Pollution severity		3			
Gauge to IEC 60947-1 / UL 94 flammability rating		A1 / V-0			
Approvals		CE cULus			
Clamped conductors		**Rated connection**			
Solid / Stranded	mm²	0.34...1.5 / 0.34...1.5			
Flexible / Flexible with ferrule	mm²	0.34...1.5 / 0.34...1			
Stripping length / Blade size	mm/-	8 / 0.4 x 2.0 mm			
Note					

IEC 60947-7-2

Rated data		IEC	UL	CSA	EN 60079-7
for wire cross-section	mm²	1.5			
Rated voltage to adjoining terminal	V	500			
Rated impulse withstand voltage to adjacent terminal	kV	6			
Rated short-time current		180 A (1.5 mm²)			
Pollution severity		3			
Gauge to IEC 60947-1 / UL 94 flammability rating		A1 / V-0			
Approvals		CE cULus			
Clamped conductors		**Rated connection**			
Solid / Stranded	mm²	0.34...1.5 / 0.34...1.5			
Flexible / Flexible with ferrule	mm²	0.34...1.5 / 0.34...1			
Stripping length / Blade size	mm/-	8 / 0.4 x 2.0 mm			
Note					

Ordering data

Version	Type		Qty.	Order No.
Green/yellow	S2C 1.5 PE		50	2986570000

Type		Qty.	Order No.
S3C 1.5 PE		50	2986610000

Type		Qty.	Order No.
S4C 1.5 PE		50	2986650000

Accessories

	Type		Qty.	Order No.
End plate				
dark beige	AEP 2C 1.5		50	1552600000
blue				
End bracket				
dark beige, screwable	AEB 35 SC/1		50	1991920000
dark beige, direct mounting	AEB 35 SCL/1 V0		20	2661280000
Test adapter				
1-pole	ATPG 1.5-10 L	0.2 A	50	1991890000
stackable	ATPG 1.5 MI-R	0.2 A	50	1991880000
3-pole				
5-pole				
Test plug				
	PS 2.0 MC		20	0310000000
Screwdriver				
Standard	SDS 0.4X2.0X60		1	2749260000
Marking tags				
	WS 10/3.5 PLUS MC NE WS		960	2003760000
	DEK 5/3.5 MM WS		1000	2007100000
	DEK 5/3.5 PLUS MC NE WS		1600	2003750000

	Type		Qty.	Order No.
End plate				
dark beige	AEP 3C 1.5		50	1552620000
blue				
End bracket				
dark beige, screwable	AEB 35 SC/1		50	1991920000
dark beige, direct mounting	AEB 35 SCL/1 V0		20	2661280000
Test adapter				
1-pole	ATPG 1.5-10 L	0.2 A	50	1991890000
stackable	ATPG 1.5 MI-R	0.2 A	50	1991880000
3-pole				
5-pole				
Test plug				
	PS 2.0 MC		20	0310000000
Screwdriver				
Standard	SDS 0.4X2.0X60		1	2749260000
Marking tags				
	WS 10/3.5 PLUS MC NE WS		960	2003760000
	DEK 5/3.5 MM WS		1000	2007100000
	DEK 5/3.5 PLUS MC NE WS		1600	2003750000

	Type		Qty.	Order No.
End plate				
dark beige	AEP 4C 1.5		50	1552640000
blue				
End bracket				
dark beige, screwable	AEB 35 SC/1		50	1991920000
dark beige, direct mounting	AEB 35 SCL/1 V0		20	2661280000
Test adapter				
1-pole	ATPG 1.5-10 L	0.2 A	50	1991890000
stackable	ATPG 1.5 MI-R	0.2 A	50	1991880000
3-pole				
5-pole				
Test plug				
	PS 2.0 MC		20	0310000000
Screwdriver				
Standard	SDS 0.4X2.0X60		1	2749260000
Marking tags				
	WS 10/3.5 PLUS MC NE WS		960	2003760000
	DEK 5/3.5 MM WS		1000	2007100000
	DEK 5/3.5 PLUS MC NE WS		1600	2003750000

For detailed information on other accessories and application in the online catalogue

Spring connection with SNAP IN technology (S-Series)
PE terminal blocks

		S2C 2.5 PE	S3C 2.5 PE	S4C 2.5 PE
		2.5 mm²	2.5 mm²	2.5 mm²

SNAP IN







Width/Height/Depth	mm	5.1 x 59 x 38	5.1 x 71.5 x 38	5.1 x 84 x 38
max. current / max. cond. cross-section	-/mm²	/ 2.5	/ 2.5	/ 2.5
Max. clamping range	mm²	0.34...2.5	0.34...2.5	0.34...2.5

Technical data

Rated data					
for wire cross-section	mm²	IEC	UL	CSA	EN 60079-7
Rated voltage to adjoining terminal	V	2.5	AWG 20...14	AWG 20...14	2.5
Rated impulse withstand voltage to adjacent terminal	kV	800			
Short Circuit Current Rating (SCCR)		8			
Rated short-time current		100kA			
Pollution severity		300 A (2.5 mm²)			
Gauge to IEC 60947-1 / UL 94 flammability rating		3			
Approvals		A2 / V-0			
Clamped conductors					
Solid / Stranded	mm²	**Rated connection**			
Flexible / Flexible with ferrule	mm²	0.5...2.5 / 0.5...2.5			
Stripping length / Blade size	mm/-	0.5...2.5 / 0.34...2.5			
		10 / 0.6 x 3.5 mm			
Note					

		S2C 2.5 PE	S3C 2.5 PE	S4C 2.5 PE
IEC 60947-7-2		II 2 GD Ex eb IIC Gb	II 2 GD Ex eb IIC Gb	II 2 GD Ex eb IIC Gb
IEC	UL	CSA	EN 60079-7	TÜV22ATEX8925U

Ordering data

Version		Type	Qty.	Order No.	Type	Qty.	Order No.	Type	Qty.	Order No.
	Green/yellow	S2C 2.5 PE	50	2674560000	S3C 2.5 PE	50	2674570000	S4C 2.5 PE	50	2674580000
Note										

Accessories

		Type		Qty.	Order No.	Type		Qty.	Order No.	Type		Qty.	Order No.
End plate		SEP 2T 2.5		20	2913480000	SEP 3C 2.5		20	2751090000	SEP 4C 2.5		20	2751100000
	dark beige												
	blue												
End bracket													
	dark beige, screwable	AEB 35 SC/1		50	1991920000	AEB 35 SC/1		50	1991920000	AEB 35 SC/1		50	1991920000
	dark beige, direct mounting	AEB 35 SCL/1 V0		20	2661280000	AEB 35 SCL/1 V0		20	2661280000	AEB 35 SCL/1 V0		20	2661280000
Test adapter													
	1-pole	ATPG 1.5-10 L	0.2 A	50	1991890000	ATPG 1.5-10 L	0.2 A	50	1991890000	ATPG 1.5-10 L	0.2 A	50	1991890000
	stackable	ATPG 2.5 MI-R	0.2 A	50	1991960000	ATPG 2.5 MI-R	0.2 A	50	1991960000	ATPG 2.5 MI-R	0.2 A	50	1991960000
	3-pole	ATPG 2.5/3	0.2 A	25	2041190000	ATPG 2.5/3	0.2 A	25	2041190000	ATPG 2.5/3	0.2 A	25	2041190000
	5-pole	ATPG 2.5/5	0.2 A	25	2041180000	ATPG 2.5/5	0.2 A	25	2041180000	ATPG 2.5/5	0.2 A	25	2041180000
Test plug													
		PS 2.0 MC		20	0310000000	PS 2.0 MC		20	0310000000	PS 2.0 MC		20	0310000000
Screwdriver													
	Standard	SDIL 0.6X3.5X100		1	2749140000	SDIL 0.6X3.5X100		1	2749140000	SDIL 0.6X3.5X100		1	2749140000
Marking tags													
		DEK 5/5 PLUS MC NE WS		1000	1854490000	DEK 5/5 PLUS MC NE WS		1000	1854490000	DEK 5/5 PLUS MC NE WS		1000	1854490000
		DEK 5/5 MM WS		800	2007110000	DEK 5/5 MM WS		800	2007110000	DEK 5/5 MM WS		800	2007110000
		WS 8/5 MM WS		800	2007150000	WS 8/5 MM WS		800	2007150000	WS 8/5 MM WS		800	2007150000
		WS 10/5 M PLUS MC NE WS		600	2003770000	WS 10/5 M PLUS MC NE WS		600	2003770000	WS 10/5 M PLUS MC NE WS		600	2003770000

For detailed information on other accessories and application in the online catalogue

Spring connection with SNAP IN technology (S-Series)
PE terminal blocks

		S2C 4 PE	S3C 4 PE	S4C 4 PE
		4 mm²	4 mm²	4 mm²

SNAP IN





		S2C 4 PE	S3C 4 PE	S4C 4 PE
Width/Height/Depth	mm	6.1 x 62 x 41.5	6.1 x 78 x 41.5	6.1 x 94 x 41.5
max. current / max. cond. cross-section	-/mm²	/ 4	/ 4	/ 4
Max. clamping range	mm²	0.75...4	0.75...4	0.75...4

Technical data

		S2C 4 PE	S3C 4 PE	S4C 4 PE
Rated data				
for wire cross-section	mm²	IEC 60947-7-2 / II 2 GD Ex eb IIC Gb	IEC 60947-7-2 / II 2 GD Ex eb IIC Gb	IEC 60947-7-2 / II 2 GD Ex eb IIC Gb
Rated voltage to adjoining terminal	V	IEC: 4 / UL: AWG 20...10 / CSA: AWG 20...10 / EN 60079-7: 4	IEC: 4 / UL: AWG 20...10 / CSA: AWG 20...10 / EN 60079-7: 4	IEC: 4 / UL: AWG 20...10 / CSA: AWG 20...10 / EN 60079-7: 4
Rated impulse withstand voltage to adjacent terminal	kV	1000	1000	1000
Short Circuit Current Rating (SCCR)		8	8	8
Rated short-time current		100kA	100kA	100kA
Pollution severity		480 A (4 mm²)	480 A (4 mm²)	480 A (4 mm²)
Gauge to IEC 60947-1 / UL 94 flammability rating		3	3	3
Approvals		A4 / V-0	A4 / V-0	A4 / V-0
		TÜV22ATEX8925U	TÜV22ATEX8925U	TÜV22ATEX8925U
Clamped conductors		**Rated connection**	**Rated connection**	**Rated connection**
Solid / Stranded	mm²	0.75...6 / 0.75...6	0.75...6 / 0.75...6	0.75...6 / 0.75...6
Flexible / Flexible with ferrule	mm²	0.75...6 / 0.75...4	0.75...6 / 0.75...4	0.75...6 / 0.75...4
Stripping length / Blade size	mm/-	12 / 0.6 x 3.5 mm	12 / 0.6 x 3.5 mm	12 / 0.6 x 3.5 mm
Note				

Ordering data

Version	S2C 4 PE	S3C 4 PE	S4C 4 PE
	Type / Qty. / Order No.	Type / Qty. / Order No.	Type / Qty. / Order No.
Green/yellow	S2C 4 PE / 50 / **2874880000**	S3C 4 PE / 50 / **2874890000**	S4C 4 PE / 50 / **2874900000**
Note			

Accessories

		S2C 4 PE	S3C 4 PE	S4C 4 PE
End plate		Type / Qty. / Order No.	Type / Qty. / Order No.	Type / Qty. / Order No.
dark beige		SEP 2C 4 / 20 / **2874790000**	SEP 3C 4 / 20 / **2874800000**	SEP 4C 4 / 20 / **2874810000**
blue				
End bracket				
dark beige, screwable		AEB 35 SC/1 / 50 / **1991920000**	AEB 35 SC/1 / 50 / **1991920000**	AEB 35 SC/1 / 50 / **1991920000**
dark beige, direct mounting		AEB 35 SCL/1 V0 / 20 / **2661280000**	AEB 35 SCL/1 V0 / 20 / **2661280000**	AEB 35 SCL/1 V0 / 20 / **2661280000**
Test adapter				
1-pole		ATPG 1.5-10 L / 0.2 A / 50 / **1991890000**	ATPG 1.5-10 L / 0.2 A / 50 / **1991890000**	ATPG 1.5-10 L / 0.2 A / 50 / **1991890000**
stackable		ATPG 4 MI-R / 0.2 A / 50 / **1991860000**	ATPG 2.5 MI-R / 0.2 A / 50 / **1991960000**	ATPG 4 MI-R / 0.2 A / 50 / **1991860000**
3-pole				
5-pole				
Test plug				
		PS 2.0 MC / 20 / **0310000000**	PS 2.0 MC / 20 / **0310000000**	PS 2.0 MC / 20 / **0310000000**
Screwdriver				
Standard		SDIL 0.6X3.5X100 / 1 / **2749140000**	SDIL 0.6X3.5X100 / 1 / **2749140000**	SDIL 0.6X3.5X100 / 1 / **2749140000**
Marking tags				
		WS 10/6 M PLUS MC NE WS / 600 / **2003780000**	DEK 5/5 PLUS MC NE WS / 1000 / **1854490000**	WS 10/6 M PLUS MC NE WS / 600 / **2003780000**
		WS 8/6 MM WS / 600 / **2007160000**	DEK 5/5 MM WS / 800 / **2007110000**	WS 8/6 MM WS / 600 / **2007160000**
		DEK 5/6 MM WS / 600 / **2007120000**	WS 8/5 MM WS / 800 / **2007150000**	DEK 5/6 MM WS / 600 / **2007120000**
		DEK 5/6 PLUS MC NE WS / 1000 / **1011320000**	WS 10/5 M PLUS MC NE WS / 600 / **2003770000**	DEK 5/6 PLUS MC NE WS / 1000 / **1011320000**

For detailed information on other accessories and application in the online catalogue

Spring connection with SNAP IN technology (S-Series)
PE terminal blocks

		S2C 6 PE	S3C 6 PE	S4C 6 PE
		6 mm²	6 mm²	6 mm²
		SNAP IN	SNAP IN	SNAP IN
			Q4 2025	Q4 2025



		S2C 6 PE	S3C 6 PE	S4C 6 PE
Width/Height/Depth	mm	8.1 x 66.5 x 45.5	8.1 x 84.5 x 45.5	8.1 x 102 x 45.5
max. current / max. cond. cross-section	-/mm²	/ 10	/ 10	41 / 10
Max. clamping range	mm²	0.34...10	0.34...10	0.34...10

Technical data

Rated data		IEC	UL	CSA	EN 60079-7
for wire cross-section	mm²	6			
Rated voltage to adjoining terminal	V	1000			
Rated impulse withstand voltage to adjacent terminal	kV	8			
Rated short-time current		720 A (6 mm²)			
Pollution severity		3			
Gauge to IEC 60947-1 / UL 94 flammability rating		A5 / V-0			
Approvals		CE EAC c UL us			
Clamped conductors		**Rated connection**			
Solid / Stranded	mm²	0.5...6 / 0.5...6			
Flexible / Flexible with ferrule	mm²	0.5...10 / 0.5...6			
Stripping length / Blade size	mm/-	12 / 1.0 x 5.5 mm			
Note					

IEC 60947-7-2

Rated data		IEC	UL	CSA	EN 60079-7
for wire cross-section	mm²	6			
Rated voltage to adjoining terminal	V	1000			
Rated impulse withstand voltage to adjacent terminal	kV	8			
Rated short-time current		720 A (6 mm²)			
Pollution severity		3			
Gauge to IEC 60947-1 / UL 94 flammability rating		A5 / V-0			
Approvals		CE EAC c UL us			
Clamped conductors		**Rated connection**			
Solid / Stranded	mm²	0.5...6 / 0.5...6			
Flexible / Flexible with ferrule	mm²	0.5...10 / 0.5...6			
Stripping length / Blade size	mm/-	12 / 1.0 x 5.5 mm			
Note					

IEC 60947-7-2

Rated data		IEC	UL	CSA	EN 60079-7
for wire cross-section	mm²	6			
Rated voltage to adjoining terminal	V	1000			
Rated impulse withstand voltage to adjacent terminal	kV	8			
Rated short-time current		720 A (6 mm²)			
Pollution severity		3			
Gauge to IEC 60947-1 / UL 94 flammability rating		A5 / V-0			
Approvals		CE EAC c UL us			
Clamped conductors		**Rated connection**			
Solid / Stranded	mm²	0.5...6 / 0.5...6			
Flexible / Flexible with ferrule	mm²	0.5...10 / 0.5...6			
Stripping length / Blade size	mm/-	12 / 1.0 x 5.5 mm			
Note					

Ordering data

Version	Type		Qty.	Order No.
Green/yellow	S2C 6 PE		50	2935630000

Version	Type		Qty.	Order No.
Green/yellow	S3C 6 PE		50	2935640000

Version	Type		Qty.	Order No.
Green/yellow	S4C 6 PE		50	2935650000

Accessories

	Type		Qty.	Order No.
End plate				
dark beige	SEP 2C 6		20	2935660000
blue				
End bracket				
dark beige, screwable	AEB 35 SC/1		50	1991920000
dark beige, direct mounting	AEB 35 SCL/1 V0		20	2661280000
Test adapter				
1-pole	ATPG 1.5-10 L	0.2 A	50	1991890000
stackable	ATPG 6 MI-R	0.2 A	50	1991930000
3-pole				
5-pole				
Test plug				
	PS 2.0 MC		20	0310000000
Screwdriver				
Standard	SDIL 1.0X5.5X125		1	2749160000
Marking tags				
	DEK-A 5/8 MM WS		500	2448860000
	WS-A 8/8 MM WS		500	2448930000
	DEK 5/8 PLUS MC NE WS		800	1046350000
	WS 10/8 PLUS MC NE WS		420	1905950000

	Type		Qty.	Order No.
End plate				
dark beige	SEP 3C 6		20	2935670000
blue				
End bracket				
dark beige, screwable	AEB 35 SC/1		50	1991920000
dark beige, direct mounting	AEB 35 SCL/1 V0		20	2661280000
Test adapter				
1-pole	ATPG 1.5-10 L	0.2 A	50	1991890000
stackable	ATPG 6 MI-R	0.2 A	50	1991930000
3-pole				
5-pole				
Test plug				
	PS 2.0 MC		20	0310000000
Screwdriver				
Standard	SDIL 1.0X5.5X125		1	2749160000
Marking tags				
	DEK-A 5/8 MM WS		500	2448860000
	WS-A 8/8 MM WS		500	2448930000
	DEK 5/8 PLUS MC NE WS		800	1046350000
	WS 10/8 PLUS MC NE WS		420	1905950000

	Type		Qty.	Order No.
End plate				
dark beige	SEP 4C 6		20	2935680000
blue				
End bracket				
dark beige, screwable	AEB 35 SC/1		50	1991920000
dark beige, direct mounting	AEB 35 SCL/1 V0		20	2661280000
Test adapter				
1-pole	ATPG 1.5-10 L	0.2 A	50	1991890000
stackable	ATPG 6 MI-R	0.2 A	50	1991930000
3-pole				
5-pole				
Test plug				
	PS 2.0 MC		20	0310000000
Screwdriver				
Standard	SDIL 1.0X5.5X125		1	2749160000
Marking tags				
	DEK-A 5/8 MM WS		500	2448860000
	WS-A 8/8 MM WS		500	2448930000
	DEK 5/8 PLUS MC NE WS		800	1046350000
	WS 10/8 PLUS MC NE WS		420	1905950000

For detailed information on other accessories and application in the online catalogue

Spring connection with SNAP IN technology (S-Series)
PE terminal blocks

		SL2C 6 PE	SL3C 6 PE	SL4C 6 PE
		6 mm²	6 mm²	6 mm²

SNAP IN



SNAP IN



SNAP IN



		SL2C 6 PE	SL3C 6 PE	SL4C 6 PE
Width/Height/Depth	mm	10.2 x 72 x 48.8	8.2 x 57.6 x 76.7	8.2 x 57.6 x 90.6
max. current / max. cond. cross-section	-/mm²	/ 16	/ 10	/ 10
Max. clamping range	mm²	1.5...16	1.5...10	1.5...10

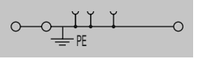

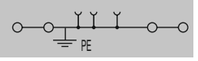

Technical data

IEC 60947-7-2

Rated data		IEC	UL	CSA	EN 60079-7
for wire cross-section	mm²	6	AWG 14...8	AWG 14...8	
Rated voltage to adjoining terminal	V	1000			
Rated impulse withstand voltage to adjacent terminal	kV	8			
Short Circuit Current Rating (SCCR)		10kA			
Rated short-time current		720 A (6 mm²)			
Pollution severity		3			
Gauge to IEC 60947-1 / UL 94 flammability rating		A5 / V-0			
Approvals					
Clamped conductors		**Rated connection**			
Solid / Stranded	mm²	1.5...10 / 1.5..10			
Flexible / Flexible with ferrule	mm²	1.5...10 / 1.5...6			
Stripping length / Blade size	mm/-	12 / 1.0 x 5.5 mm			
Note					

IEC 60947-7-2

Rated data		IEC	UL	CSA	EN 60079-7
for wire cross-section	mm²	6	AWG 14...8	AWG 14...8	
Rated voltage to adjoining terminal	V	1000			
Rated impulse withstand voltage to adjacent terminal	kV	8			
Short Circuit Current Rating (SCCR)		10kA			
Rated short-time current		720 A (6 mm²)			
Pollution severity		3			
Gauge to IEC 60947-1 / UL 94 flammability rating		A5 / V-0			
Approvals					
Clamped conductors		**Rated connection**			
Solid / Stranded	mm²	1.5...10 / 1.5..10			
Flexible / Flexible with ferrule	mm²	1.5...10 / 1.5...6			
Stripping length / Blade size	mm/-	12 / 1.0 x 5.5 mm			
Note					

IEC 60947-7-2

Rated data		IEC	UL	CSA	EN 60079-7
for wire cross-section	mm²	6	AWG 14...8	AWG 14...8	
Rated voltage to adjoining terminal	V	1000			
Rated impulse withstand voltage to adjacent terminal	kV	8			
Short Circuit Current Rating (SCCR)		10kA			
Rated short-time current		720 A (6 mm²)			
Pollution severity		3			
Gauge to IEC 60947-1 / UL 94 flammability rating		A5 / V-0			
Approvals					
Clamped conductors		**Rated connection**			
Solid / Stranded	mm²	1.5...10 / 1.5..10			
Flexible / Flexible with ferrule	mm²	1.5...10 / 1.5...6			
Stripping length / Blade size	mm/-	12 / 1.0 x 5.5 mm			
Note					

Ordering data

Version	Type		Qty.	Order No.
Green/yellow	SL2C 6 PE		50	3037400000
Note				

Version	Type		Qty.	Order No.
Green/yellow	SL3C 6 PE		50	3037430000
Note				

Version	Type		Qty.	Order No.
Green/yellow	SL4C 6 PE		50	3037460000
Note				

Accessories

	Type		Qty.	Order No.
End plate				
dark beige	SLEP 2C 6		50	3037590000
End bracket				
dark beige, screwable	AEB 35 SC/1		50	1991920000
dark beige, direct mounting	AEB 35 SCL/1 V0		20	2661280000
Test adapter				
1-pole	ATPG 1.5-10 L	0.2 A	50	1991890000
stackable	ATPG 6 MI-R	0.2 A	50	1991930000
3-pole				
5-pole				
Test plug				
	PS 2.0 MC		20	0310000000
Screwdriver				
Standard	SDIL 1.0X5.5X125		1	2749160000
Marking tags				
	DEK-A 5/8 MM WS		500	2448860000
	WS-A 8/8 MM WS		500	2448930000
	DEK 5/8 PLUS MC NE WS		800	1046350000
	WS 10/8 PLUS MC NE WS		420	1905950000

	Type		Qty.	Order No.
End plate				
dark beige	SLEP 3C 6		50	3037600000
End bracket				
dark beige, screwable	AEB 35 SC/1		50	1991920000
dark beige, direct mounting	AEB 35 SCL/1 V0		20	2661280000
Test adapter				
1-pole	ATPG 1.5-10 L	0.2 A	50	1991890000
stackable	ATPG 6 MI-R	0.2 A	50	1991930000
3-pole				
5-pole				
Test plug				
	PS 2.0 MC		20	0310000000
Screwdriver				
Standard	SDIL 1.0X5.5X125		1	2749160000
Marking tags				
	DEK-A 5/8 MM WS		500	2448860000
	WS-A 8/8 MM WS		500	2448930000
	DEK 5/8 PLUS MC NE WS		800	1046350000
	WS 10/8 PLUS MC NE WS		420	1905950000

	Type		Qty.	Order No.
End plate				
dark beige	SLEP 4C 6		50	3037640000
End bracket				
dark beige, screwable	AEB 35 SC/1		50	1991920000
dark beige, direct mounting	AEB 35 SCL/1 V0		20	2661280000
Test adapter				
1-pole	ATPG 1.5-10 L	0.2 A	50	1991890000
stackable	ATPG 6 MI-R	0.2 A	50	1991930000
3-pole				
5-pole				
Test plug				
	PS 2.0 MC		20	0310000000
Screwdriver				
Standard	SDIL 1.0X5.5X125		1	2749160000
Marking tags				
	DEK-A 5/8 MM WS		500	2448860000
	WS-A 8/8 MM WS		500	2448930000
	DEK 5/8 PLUS MC NE WS		800	1046350000
	WS 10/8 PLUS MC NE WS		420	1905950000

For detailed information on other accessories and application in the online catalogue

Spring connection with SNAP IN technology (S-Series)
PE terminal blocks

		SL2C 10 PE	SL3C 10 PE	SL2C 16 PE
		10 mm²	10 mm²	16 mm²

SNAP IN

SNAP IN

SNAP IN



		SL2C 10 PE	SL3C 10 PE	SL2C 16 PE
Width/Height/Depth	mm	10.2 x 72 x 48.8	10.2 x 68.5 x 89.1	12.2 x 49.8 x 77.2
max. current / max. cond. cross-section	-/mm²	/ 16	/ 16	/ 25
Max. clamping range	mm²	1.5...16	1.5...16	2.5...25

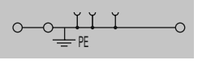

Technical data

IEC 60947-7-2

Rated data		IEC	UL	CSA	EN 60079-7
for wire cross-section	mm²	10	AWG 12...6	AWG 12...6	
Rated voltage to adjoining terminal	V	1000			
Rated impulse withstand voltage to adjacent terminal	kV	8			
Short Circuit Current Rating (SCCR)		10kA			
Rated short-time current		1200 A (10 mm²)			
Pollution severity		3			
Gauge to IEC 60947-1 / UL 94 flammability rating		A6 / V-0			
Approvals					
Clamped conductors		**Rated connection**			
Solid / Stranded	mm²	1.5...16 / 1.5...16			
Flexible / Flexible with ferrule	mm²	2.5...16 / 2.5...10			
Stripping length / Blade size	mm/-	18 / 1.0 x 5.5 mm			
Note					

IEC 60947-7-2

Rated data		IEC	UL	CSA	EN 60079-7
for wire cross-section	mm²	10	AWG 12...6	AWG 12...6	
Rated voltage to adjoining terminal	V	1000			
Rated impulse withstand voltage to adjacent terminal	kV	8			
Short Circuit Current Rating (SCCR)		10kA			
Rated short-time current		1200 A (10 mm²)			
Pollution severity		3			
Gauge to IEC 60947-1 / UL 94 flammability rating		A6 / V-0			
Approvals					
Clamped conductors		**Rated connection**			
Solid / Stranded	mm²	1.5...16 / 1.5...16			
Flexible / Flexible with ferrule	mm²	2.5...16 / 2.5...10			
Stripping length / Blade size	mm/-	18 / 1.0 x 5.5 mm			
Note					

IEC 60947-7-2

Rated data		IEC	UL	CSA	EN 60079-7
for wire cross-section	mm²	16	AWG 12...6	AWG 12...6	
Rated voltage to adjoining terminal	V	1000			
Rated impulse withstand voltage to adjacent terminal	kV	8			
Short Circuit Current Rating (SCCR)		10kA			
Rated short-time current		1920 A (16 mm²)			
Pollution severity		3			
Gauge to IEC 60947-1 / UL 94 flammability rating		A7 / V-0			
Approvals					
Clamped conductors		**Rated connection**			
Solid / Stranded	mm²	2.5...25 / 2.5...25			
Flexible / Flexible with ferrule	mm²	4...25 / 2.5...16			
Stripping length / Blade size	mm/-	18 / 1.0 x 5.5 mm			
Note					

Ordering data

Version		Type	Qty.	Order No.
	Green/yellow	SL2C 10 PE	25	3037520000
Note				

Version		Type	Qty.	Order No.
	Green/yellow	SL3C 10 PE	25	3037550000
Note				

Version		Type	Qty.	Order No.
	Green/yellow	SL2C 16 PE	50	3037580000
Note				

Accessories

		Type		Qty.	Order No.
End plate					
	dark beige	SLEP 2C 10		50	3037650000
End bracket					
	dark beige, screwable	AEB 35 SC/1		50	1991920000
	dark beige, direct mounting	AEB 35 SCL/1 V0		20	2661280000
Test adapter					
	1-pole	ATPG 1.5-10 L	0.2 A	50	1991890000
	stackable				
	3-pole				
	5-pole				
Test plug					
		PS 2.0 MC		20	0310000000
Screwdriver					
	Standard	SDIL 1.0X5.5X125		1	2749160000
Marking tags					
		DEK 5/5 PLUS MC NE WS		1000	1854490000
		DEK 5/8 PLUS MC NE WS		800	1046350000
		WS 10/8 PLUS MC NE WS		420	1905950000

		Type		Qty.	Order No.
End plate					
	dark beige	SLEP 3C 10		50	3037670000
End bracket					
	dark beige, screwable	AEB 35 SC/1		50	1991920000
	dark beige, direct mounting	AEB 35 SCL/1 V0		20	2661280000
Test adapter					
	1-pole	ATPG 1.5-10 L	0.2 A	50	1991890000
	stackable				
	3-pole				
	5-pole				
Test plug					
		PS 2.0 MC		20	0310000000
Screwdriver					
	Standard	SDIL 1.0X5.5X125		1	2749160000
Marking tags					
		DEK 5/5 PLUS MC NE WS		1000	1854490000
		DEK 5/8 PLUS MC NE WS		800	1046350000
		WS 10/8 PLUS MC NE WS		420	1905950000

		Type		Qty.	Order No.
End plate					
	dark beige	SLEP 2C 16		50	3037680000
End bracket					
	dark beige, screwable	AEB 35 SC/1		50	1991920000
	dark beige, direct mounting	AEB 35 SCL/1 V0		20	2661280000
Test adapter					
	1-pole	ATPG 1.5-10 L	0.2 A	50	1991890000
	stackable				
	3-pole				
	5-pole				
Test plug					
		PS 2.0 MC		20	0310000000
Screwdriver					
	Standard	SDIL 1.0X5.5X125		1	2749160000
Marking tags					
		DEK 5/5 PLUS MC NE WS		1000	1854490000
		WS-A 8/12 MM WS		300	2619900000
		DEK 5/8 PLUS MC NE WS		800	1046350000
		WS 10/8 PLUS MC NE WS		420	1905950000

For detailed information on other accessories and application in the online catalogue

Spring connection with SNAP IN technology (S-Series)
PE terminal blocks

		S2T 2.5 PE	S2T 2.5 6C PE	S2T 2.5 8C PE	S3T 2.5 PE
		2.5 mm²	2.5 mm²	2.5 mm²	2.5 mm²

SNAP IN



SNAP IN

SNAP IN

SNAP IN

		S2T 2.5 PE	S2T 2.5 6C PE	S2T 2.5 8C PE	S3T 2.5 PE
Width/Height/Depth	mm	5.1 x 95 x 52	5.1 x 102.5 x 64.5	5.1 x 127.5 x 64.5	5.1 x 119 x 89
max. current / max. cond. cross-section	-/mm²	/ 2.5	/ 2.5	/ 2.5	/ 2.5
Max. clamping range	mm²	0.34...2.5	0.34...2.5	0.34...2.5	0.34...2.5

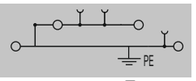

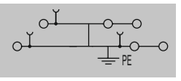

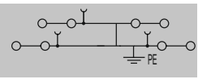

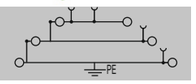

Technical data

Rated data		S2T 2.5 PE	S2T 2.5 6C PE	S2T 2.5 8C PE	S3T 2.5 PE
		II 2 GD Ex eb IIC Gb			
		IEC 60947-7-2	IEC 60947-7-2	IEC 60947-7-2	IEC 60947-7-2
		IEC / UL / CSA / EN 60079-7	IEC / UL / CSA / EN 60079-7	IEC / UL / CSA / EN 60079-7	IEC / UL / CSA / EN 60079-7
for wire cross-section	mm²	2.5 / AWG 20...14 / AWG 20...14 / 2.5	2.5	2.5	2.5
Rated voltage to adjoining terminal	V	800	800	800	800
Rated impulse withstand voltage to adjacent terminal	kV	6	8	8	8
Short Circuit Current Rating (SCCR)		100kA	100kA	100kA	100kA
Rated short-time current		300 A (2.5 mm²)	300 A (2.5 mm²)	300 A (2.5 mm²)	
Pollution severity		3	3	3	3
Gauge to IEC 60947-1 / UL 94 flammability rating		A2 / V-0	A3 / V-0	A3 / V-0	A3 / V-0
Approvals		TÜV22ATEX8925U			
Clamped conductors		**Rated connection**	**Rated connection**	**Rated connection**	**Rated connection**
Solid / Stranded	mm²	0.5...2.5 / 0.5...2.5	0.5...2.5 / 0.5...2.5	0.5...2.5 / 0.5...2.5	0.5...2.5 / 0.5...2.5
Flexible / Flexible with ferrule	mm²	0.5...2.5 / 0.5...2.5	0.5...2.5 / 0.5...2.5	0.5...2.5 / 0.5...2.5	0.5...2.5 / 0.5...2.5
Stripping length / Blade size	mm/-	10 / 0.6 x 3.5 mm	10 / 0.6 x 3.5 mm	10 / 0.6 x 3.5 mm	10 / 0.6 x 3.5 mm
Note					

Ordering data

Version		Type	Qty.	Order No.	Type	Qty.	Order No.	Type	Qty.	Order No.	Type	Qty.	Order No.
	Green/yellow	S2T 2.5 PE	50	2902460000	S2T 2.5 6C PE	50	3093250000	S2T 2.5 8C PE	50	3093160000	S3T 2.5 PE	50	2902590000
Note													

Accessories

		Type		Qty.	Order No.	Type		Qty.	Order No.	Type		Qty.	Order No.	Type		Qty.	Order No.
End plate																	
	dark beige	SEP 2C 6		50	1991970000	SEP 2C 6		50	1991970000	SEP 3C 6		50	1991940000	SEP 4C 6		50	2876180000
	blue	SEP 2C 6 BL		50	1991950000	SEP 2C 6 BL		50	1991950000	SEP 3C 6 BL		20	1991910000	SEP 4C 6 BL		50	2876190000
End bracket																	
	dark beige, screwable	AEB 35 SC/1		50	1991920000	AEB 35 SC/1		50	1991920000	AEB 35 SC/1		50	1991920000	AEB 35 SC/1		50	1991920000
	dark beige, direct mounting	AEB 35 SCL/1 V0		20	2661280000	AEB 35 SCL/1 V0		20	2661280000	AEB 35 SCL/1 V0		20	2661280000	AEB 35 SCL/1 V0		20	2661280000
Test adapter																	
	1-pole	ATPG 1.5-10 L	0.2 A	50	1991890000	ATPG 1.5-10 L	0.2 A	50	1991890000	ATPG 1.5-10 L	0.2 A	50	1991890000	ATPG 1.5-10 L	0.2 A	50	1991890000
	stackable	ATPG 2.5 MI-R	0.2 A	50	1991960000	ATPG 2.5 MI-R	0.2 A	50	1991960000	ATPG 2.5 MI-R	0.2 A	50	1991960000	ATPG 2.5 MI-R	0.2 A	50	1991960000
	3-pole																
	5-pole																
Test plug																	
		PS 2.0 MC		20	0310000000	PS 2.0 MC		20	0310000000	PS 2.0 MC		20	0310000000	PS 2.0 MC		20	0310000000
Screwdriver																	
	Standard	SDIL 0.6X3.5X100		1	2749140000	SDIL 0.6X3.5X100		1	2749140000	SDIL 0.6X3.5X100		1	2749140000	SDIL 0.6X3.5X100		1	2749140000
Marking tags																	
		DEK 5/5 PLUS MC NE WS		1000	1854490000	DEK 5/5 PLUS MC NE WS		1000	1854490000	DEK 5/5 PLUS MC NE WS		1000	1854490000	DEK 5/5 PLUS MC NE WS		1000	1854490000
		DEK 5/5 MM WS		800	2007110000	DEK 5/5 MM WS		800	2007110000	DEK 5/5 MM WS		800	2007110000	DEK 5/5 MM WS		800	2007110000
		WS 8/5 MM WS		800	2007150000	WS 8/5 MM WS		800	2007150000	WS 8/5 MM WS		800	2007150000	WS 8/5 MM WS		800	2007150000
		WS 10/5 M PLUS MC NE WS		600	2003770000	WS 10/5 M PLUS MC NE WS		600	2003770000	WS 10/5 M PLUS MC NE WS		600	2003770000	WS 10/5 M PLUS MC NE WS		600	2003770000
		SNAPMARK I		50	1805880000	SNAPMARK I		50	1805880000	SNAPMARK I		50	1805880000	SNAPMARK I		50	1805880000

For detailed information on other accessories and application in the online catalogue

SFS 4 2C BK — 4 mm²

SNAP IN

Width/Height/Depth	mm	6.1 x 78 x 67.5
max. current / max. cond. cross-section	A/mm²	**6.3 / 4**
Max. clamping range	mm²	**0.75...4**

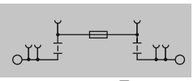

Technical data

Rated data		IEC	UL	CSA	EN 60079-7
Rated voltage to adjoining terminal	V	500			440
Rated current	A	6.3			6.3
for wire cross-section	mm²	4			4
Short Circuit Current Rating (SCCR)			10kA		
Rated impulse withstand voltage / Pollution severity			4 kV / 3		
Gauge to IEC 60947-1 / UL 94 flammability rating			A4 / V-0		
Approvals					TÜV24ATEX9191U
Clamped conductors		**Rated connection**			
Solid / Stranded	mm²	0.75...6 / 0.75...6			
Flexible / Flexible with ferrule	mm²	0.75...6 / 0.75...4			
Stripping length / Blade size		12 / 0.6 x 3.5 mm			

Ⓔx II 3 G Ex Ex ec IIC Gc

Note

Ordering data

Version	Type	Qty.	Order No.
500 V AC/DC. without LED	SFS 4 2C BK	50	**2941480000**
10–36 V AC/DC. with LED	SFS 4 2C 10-36V BK	50	**2941490000**
30–70 V AC/DC. with LED	SFS 4 2C 30-70V BK	50	**2941500000**
60–150 V AC/DC. with LED	SFS 4 2C 60-150V BK	50	**2941510000**
100 – 250 V AC/DC. with LED	SFS 4 2C 100-250V BK	50	**2941520000**

Note

Accessories

	Type		Qty.	Order No.
Plug-in cross-connection				
2-pole	ZQV 4N/2	32 A	60	**1527930000**
10-pole	ZQV 4N/10	32 A	20	**1528090000**
End plate				
dark beige	SEP 3C 4		20	**2874800000**
Test plug				
	PS 2.0 MC		20	**0310000000**
Terminal blocks identical in contour				
	A3C 4	32 A	50	**2051240000**
	A3C 4 PE		50	**2051410000**
Screwdriver				
Standard	SDIL 0.6X3.5X100		1	**2749140000**
Marking tags				
	DEK 5/6 PLUS MC NE WS		1000	**1011320000**
	WS 10/6 M PLUS MC NE WS		600	**2003780000**
	DEK 5/6 MM WS		600	**2007120000**
	WS 8/6 MM WS		600	**2007160000**
G-fuse cartridge. 5 x 20 mm (IEC 60127-2)				
0.25 A fast	G 20/0.25A/F	0.25 A	10	**0430500000**
0.50 A fast	G 20/0.50A/F	0.5 A	10	**0430600000**
1.00 A fast	G 20/1.00A/F	1 A	10	**0430700000**
2.00 A fast	G 20/2.00A/F	2 A	10	**0430900000**

For detailed information on other accessories and application in the online catalogue

		SDT 2.5 2C	SDT 2.5 2C w/o DTLV	SDT 2.5 3C	SDT 2.5 3C w/o DTLV
		2.5 mm²	2.5 mm²	2.5 mm²	2.5 mm²

SNAP IN









Width/Height/Depth	mm	5.1 x 77.5 x 37.65	5.1 x 77.5 x 36.5	5.1 x 84.5 x 37.65	5.1 x 84.5 x 36.5
max. current / max. cond. cross-section	A/mm²	**20 / 2.5**	**20 / 2.5**	**20 / 2.5**	**20 / 2.5**
Max. clamping range	mm²	**0.34...2.5**	**0.34...2.5**	**0.34...2.5**	**0.34...2.5**

Technical data

Rated data																							
Rated voltage of feed-through terminal	V	IEC 60947-7-1																					
Rated current	A																						
for wire cross-section	mm²																						
Short Circuit Current Rating (SCCR)																							
Rated impulse withstand voltage / Pollution severity																							
Gauge to IEC 60947-1 / UL 94 flammability rating																							
Approvals																							
Clamped conductors																							
Solid / Stranded	mm²																						
Flexible / Flexible with ferrule	mm²																						
Stripping length / Blade size	mm/-																						
Note																							

		SDT 2.5 2C				SDT 2.5 2C w/o DTLV				SDT 2.5 3C				SDT 2.5 3C w/o DTLV			
		IEC	UL	CSA	EN 60079-7	IEC	UL	CSA	EN 60079-7	IEC	UL	CSA	EN 60079-7	IEC	UL	CSA	EN 60079-7
Rated voltage of feed-through terminal	V	500			550					500			550				
Rated current	A	20			19	20				20			19	20			
for wire cross-section	mm²	2.5			2.5	2.5				2.5			2.5	2.5			
Short Circuit Current Rating (SCCR)		10kA				10kA				10kA				10kA			
Rated impulse withstand voltage / Pollution severity		6 kV / 3				6 kV / 3				6 kV / 3				6 kV / 3			
Gauge to IEC 60947-1 / UL 94 flammability rating		A3 / V-0				A3 / V-0				A3 / V-0				A3 / V-0			
Approvals					TÜV24ATEX9191U								TÜV24ATEX9191U				
Clamped conductors																	
Solid / Stranded	mm²	/ 0.5...2.5				0.5...2.5 / 0.5...2.5				0.5...2.5 / 0.5...2.5				0.5...2.5 / 0.5...2.5			
Flexible / Flexible with ferrule	mm²	2.5...2.5 / 0.5...2.5				0.5...2.5 / 0.34...2.5				0.5...2.5 / 0.34...2.5				0.5...2.5 / 0.34...2.5			
Stripping length / Blade size	mm/-	10 / 0.6 x 3.5 mm				10 / 0.6 x 3.5 mm				10 / 0.6 x 3.5 mm				10 / 0.6 x 3.5 mm			
Note																	

Ordering data

Version		Type	Qty.	Order No.	Type	Qty.	Order No.	Type	Qty.	Order No.	Type	Qty.	Order No.
	dark beige	SDT 2.5 2C	50	**3016670000**	SDT 2.5 2C W/O DTLV	50	**3016710000**	SDT 2.5 3C	50	**3016680000**	SDT 2.5 3C W/O DTLV	50	**3016730000**
	Blue	SDT 2.5 2C BL	50	**2974130000**	SDT 2.5 2C W/O DTLV BL	50	**2983270000**	SDT 2.5 3C BL	50	**2974150000**	SDT 2.5 3C W/O DTLV BL	50	**2983290000**
	Orange	SDT 2.5 2C OR	50	**2974120000**	SDT 2.5 2C W/O DTLV OR	50	**2983260000**	SDT 2.5 3C OR	50	**2974140000**	SDT 2.5 3C W/O DTLV OR	50	**2983280000**
Note													

Accessories

Plug-in cross-connection		**Type**		**Qty.**	**Order No.**	**Type**		**Qty.**	**Order No.**	**Type**		**Qty.**	**Order No.**
	2-pole	ZQV 2.5N/2	24 A	60	**1527540000**	ZQV 2.5N/2	24 A	60	**1527540000**	ZQV 2.5N/2	24 A	60	**1527540000**
	10-pole	ZQV 2.5N/10	24 A	20	**1527690000**	ZQV 2.5N/10	24 A	20	**1527690000**	ZQV 2.5N/10	24 A	20	**1527690000**
	2-pole												
	10-pole												
End plate													
	dark beige	SEP 3C 2.5		20	**2751090000**	SEP 3C 2.5		20	**2751090000**	SEP 4C 2.5		20	**2751100000**
End bracket													
	dark beige, screwable	AEB 35 SC/1		50	**1991920000**	AEB 35 SC/1		50	**1991920000**	AEB 35 SC/1		50	**1991920000**
	dark beige, direct mounting	AEB 35 SCL/1 V0		20	**2661280000**	AEB 35 SCL/1 V0		20	**2661280000**	AEB 35 SCL/1 V0		20	**2661280000**
Test adapter													
	1-pole	ATPG 1.5-10 L	0.2 A	50	**1991890000**	ATPG 1.5-10 L	0.2 A	50	**1991890000**	ATPG 1.5-10 L	0.2 A	50	**1991890000**
	stackable	ATPG 2.5 MI-R	0.2 A	50	**1991960000**	ATPG 2.5 MI-R	0.2 A	50	**1991960000**	ATPG 2.5 MI-R	0.2 A	50	**1991960000**
	3-pole	ATPG 2.5/3	0.2 A	25	**2041190000**	ATPG 2.5/3	0.2 A	25	**2041190000**	ATPG 2.5/3	0.2 A	25	**2041190000**
	5-pole	ATPG 2.5/5	0.2 A	25	**2041180000**	ATPG 2.5/5	0.2 A	25	**2041180000**	ATPG 2.5/5	0.2 A	25	**2041180000**
Test plug													
		PS 2.0 MC		20	**0310000000**	PS 2.0 MC		20	**0310000000**	PS 2.0 MC		20	**0310000000**
Screwdriver													
	Standard	SDIL 0.6X3.5X100		1	**2749140000**	SDIL 0.6X3.5X100		1	**2749140000**	SDIL 0.6X3.5X100		1	**2749140000**
Switch lock													
	red	DTLE 2.5/4		25	**2910530000**	DTLE 2.5/4		25	**2910530000**	DTLE 2.5/4		25	**2910530000**
Marking tags													
		DEK 5/5 PLUS MC NE WS		1000	**1854490000**	DEK 5/5 PLUS MC NE WS		1000	**1854490000**	DEK 5/5 PLUS MC NE WS		1000	**1854490000**
		DEK 5/5 MM WS		800	**2007110000**	DEK 5/5 MM WS		800	**2007110000**	DEK 5/5 MM WS		800	**2007110000**
		WS 8/5 MM WS		800	**2007150000**	WS 8/5 MM WS		800	**2007150000**	WS 8/5 MM WS		800	**2007150000**
		WS 10/5 M PLUS MC NE WS		600	**2003770000**	WS 10/5 M PLUS MC NE WS		600	**2003770000**	WS 10/5 M PLUS MC NE WS		600	**2003770000**

For detailed information on other accessories and application in the online catalogue

Spring connection with SNAP IN technology (S-Series)
Test-disconnect terminal blocks

SDT 2.5 4C — 2.5 mm²

SNAP IN



SDT 2.5 4C w/o DTLV — 2.5 mm²

SNAP IN



Width/Height/Depth	mm	5.1 x 96 x 37.65	5.1 x 96 x 36.5
max. current / max. cond. cross-section	A/mm²	20 / 2.5	20 / 2.5
Max. clamping range	mm²	0.34...2.5	0.34...2.5

Technical data

Rated data								
					Ex II 3 G Ex Ex ec IIC Gc			
		DIN EN 60947-7-1				DIN EN 60947-7-1		
		IEC	UL	CSA	EN 60079-7	IEC	UL	CSA	EN 60079-7
Rated voltage of feed-through terminal	V	500			550				
Rated current	A	20			19	20			
for wire cross-section	mm²	2.5			2.5	2.5			
Short Circuit Current Rating (SCCR)			10kA				10kA		
Rated impulse withstand voltage / Pollution severity			6 kV / 3				6 kV / 3		
Gauge to IEC 60947-1 / UL 94 flammability rating			A3 / V-0				A3 / V-0		
Approvals					TÜV24ATEX9191U				
Clamped conductors									
Solid / Stranded	mm²	0.34...2.5 / 0.5...2.5				0.5...2.5 / 0.5...2.5			
Flexible / Flexible with ferrule	mm²	0.34...2.5 / 0.34...2.5				0.5...2.5 / 0.34...2.5			
Stripping length / Blade size	mm/-	10 / 0.6 x 3.5 mm				10 / 0.6 x 3.5 mm			
Note									

Ordering data

Version	Type	Qty.	Order No.	Type	Qty.	Order No.
dark beige	SDT 2.5 4C	50	3016700000	SDT 2.5 4C W/O DTLV	50	3016740000
Blue	SDT 2.5 4C BL	50	2974170000	SDT 2.5 4C W/O DTLV BL	50	2983740000
Orange	SDT 2.5 4C OR	50	2974160000	SDT 2.5 4C W/O DTLV OR	50	2983730000
Note						

Accessories

	Type		Qty.	Order No.	Type		Qty.	Order No.
Plug-in cross-connection								
2-pole	ZQV 2.5N/2	24 A	60	1527540000	ZQV 2.5N/2	24 A	60	1527540000
10-pole	ZQV 2.5N/10	24 A	20	1527690000	ZQV 2.5N/10	24 A	20	1527690000
2-pole								
10-pole								
End plate								
dark beige	SEP DT 2.5 4C			2929670000	SEP DT 2.5 4C			2929670000
End bracket								
dark beige, screwable	AEB 35 SC/1		50	1991920000	AEB 35 SC/1		50	1991920000
dark beige, direct mounting	AEB 35 SCL/1 V0		20	2661280000	AEB 35 SCL/1 V0		20	2661280000
Test adapter								
1-pole	ATPG 1.5-10 L	0.2 A	50	1991890000	ATPG 1.5-10 L	0.2 A	50	1991890000
stackable	ATPG 2.5 MI-R	0.2 A	50	1991960000	ATPG 2.5 MI-R	0.2 A	50	1991960000
3-pole	ATPG 2.5/3	0.2 A	25	2041190000	ATPG 2.5/3	0.2 A	25	2041190000
5-pole	ATPG 2.5/5	0.2 A	25	2041180000	ATPG 2.5/5	0.2 A	25	2041180000
Test plug								
	PS 2.0 MC		20	0310000000	PS 2.0 MC		20	0310000000
Screwdriver								
Standard	SDIL 0.6X3.5X100		1	2749140000	SDIL 0.6X3.5X100		1	2749140000
Switch lock								
red	DTLE 2.5/4		25	2910530000	DTLE 2.5/4		25	2910530000
Marking tags								
	DEK 5/5 PLUS MC NE WS		1000	1854490000	DEK 5/5 PLUS MC NE WS		1000	1854490000
	DEK 5/5 MM WS		800	2007110000	DEK 5/5 MM WS		800	2007110000
	WS 8/5 MM WS		800	2007150000	WS 8/5 MM WS		800	2007150000
	WS 10/5 M PLUS MC NE WS		600	2003770000	WS 10/5 M PLUS MC NE WS		600	2003770000

For detailed information on other accessories and application in the online catalogue

SDT 4 2C — 4 mm²

SNAP IN



SDT 4 2C w/o DTLV — 4 mm²

SNAP IN



Width/Height/Depth	mm	6.1 x 78 x 41.5	6.1 x 78 x 41.5
max. current / max. cond. cross-section	A/mm²	20 / 4	20 / 4
Max. clamping range	mm²	0.75...4	0.75...4

Technical data

Rated data								
					Ex II 3 G Ex Ex ec IIC Gc			
		IEC 60947-7-1				IEC 60947-7-1		
		IEC	UL	CSA	EN 60079-7	IEC	UL	CSA	EN 60079-7
Rated voltage of feed-through terminal	V	500			550				
Rated current	A	20			24	20			
for wire cross-section	mm²	4			4	4			
Short Circuit Current Rating (SCCR)			10kA				10kA		
Rated impulse withstand voltage / Pollution severity			6 kV / 3				6 kV / 3		
Gauge to IEC 60947-1 / UL 94 flammability rating			A4 / V-0				A4 / V-0		
Approvals					TÜV24ATEX9191U				
Clamped conductors									
Solid / Stranded	mm²	0.75...6 / 0.75...6				0.75...6 / 0.75...6			
Flexible / Flexible with ferrule	mm²	0.75...6 / 0.75...4				0.75...6 / 0.75...4			
Stripping length / Blade size	mm/-	12 / 0.6 x 3.5 mm				12 / 0.6 x 3.5 mm			
Note									

Ordering data

Version	Type	Qty.	Order No.	Type	Qty.	Order No.
dark beige	SDT 4 2C	50	2941420000	SDT 4 2C w/o DTLV	50	2941450000
Blue	SDT 4 2C BL	50	2941430000	SDT 4 2C w/o DTLV BL	50	2941460000
Orange	SDT 4 2C OR	50	2941440000	SDT 4 2C w/o DTLV OR	50	2941470000
Note						

Accessories

	Type		Qty.	Order No.	Type		Qty.	Order No.
Plug-in cross-connection								
2-pole								
10-pole								
2-pole	ZQV 4N/2	32 A	60	1527930000	ZQV 4N/2	32 A	60	1527930000
10-pole	ZQV 4N/10	32 A	20	1528090000	ZQV 4N/10	32 A	20	1528090000
End plate								
dark beige	SEP 3C 4		20	2874800000	SEP 3C 4		20	2874800000
End bracket								
dark beige, screwable	AEB 35 SC/1		50	1991920000	AEB 35 SC/1		50	1991920000
dark beige, direct mounting	AEB 35 SCL/1 V0		20	2661280000	AEB 35 SCL/1 V0		20	2661280000
Test adapter								
1-pole	ATPG 1.5-10 L	0.2 A	50	1991890000	ATPG 1.5-10 L	0.2 A	50	1991890000
stackable	ATPG 4 MI-R	0.2 A	50	1991860000	ATPG 4 MI-R	0.2 A	50	1991860000
3-pole								
5-pole								
Test plug								
	PS 2.0 MC		20	0310000000	PS 2.0 MC		20	0310000000
Screwdriver								
Standard	SDIL 0.6X3.5X100		1	2749140000	SDIL 0.6X3.5X100		1	2749140000
Switch lock								
red	DTLE 2.5/4		25	2910530000	DTLE 2.5/4		25	2910530000
Marking tags								
	WS 10/6 M PLUS MC NE WS		600	2003780000	WS 10/6 M PLUS MC NE WS		600	2003780000
	WS 8/6 MM WS		600	2007160000	WS 8/6 MM WS		600	2007160000
	DEK 5/6 MM WS		600	2007120000	DEK 5/6 MM WS		600	2007120000
	DEK 5/6 PLUS MC NE WS		1000	1011320000	DEK 5/6 PLUS MC NE WS		1000	1011320000

		SPGTB 2.5 FT 2C/1 — 2.5 mm²	SPGTB 2.5 PE 2C/1 — 2.5 mm²	SPGTB 2.5 FT 3C/1 — 2.5 mm²	SPGTB 2.5 PE 3C/1 — 2.5 mm²
		SNAP IN	SNAP IN	SNAP IN	SNAP IN
		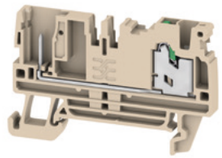			
Width/Height/Depth	mm	5.1 x 58.5 x 38	5.1 x 58.5 x 38	5.1 x 71.5 x 38	5.1 x 71.5 x 38
max. current / max. cond. cross-section	A/mm²	**24 / 4**	**/ 4**	**24 / 4**	**/ 4**
Max. clamping range	mm²	**0.14...4**	**0.14...4**	**0.14...4**	**0.14...4**

Technical data

Rated data											
		Based on IEC 60947-7-1				Based on IEC 60947-7-2				Based on IEC 60947-7-1				Based on IEC 60947-7-2			
		IEC	UL	CSA	EN 60079-7	IEC	UL	CSA	EN 60079-7	IEC	UL	CSA	EN 60079-7	IEC	UL	CSA	EN 60079-7
Rated voltage of feed-through terminal	V	800				800				800				800			
Rated current	A	24								24							
for wire cross-section	mm²	2.5				2.5				2.5				2.5			
Rated impulse withstand voltage / Pollution severity			8 kV / 3				8 kV / 3				8 kV / 3				8 kV / 3		
Gauge to IEC 60947-1 / UL 94 flammability rating			A3 / V-0				A3 / V-0				A3 / V-0				A3 / V-0		
Number of operating cycles																	
Approvals		CE c UL us				CE c UL us				CE c UL us				CE c UL us			
Clamped conductors		**Rated connection**				**Rated connection**				**Rated connection**				**Rated connection**			
Solid / Stranded	mm²	0.5...2.5 / 0.5...4				0.5...2.5 / 0.5...4				0.5...2.5 / 0.5...4				0.5...2.5 / 0.5...4			
Flexible / Flexible with ferrule	mm²	0.5...4 / 0.5...2.5				0.5...4 / 0.5...2.5				0.5...4 / 0.5...2.5				0.5...4 / 0.5...2.5			
Stripping length / Blade size	mm/-	10 / 0.6 x 3.5 mm				10 / 0.6 x 3.5 mm				10 / 0.6 x 3.5 mm				10 / 0.6 x 3.5 mm			
Note																	

Ordering data

Version	SPGTB 2.5 FT 2C/1				SPGTB 2.5 PE 2C/1				SPGTB 2.5 FT 3C/1				SPGTB 2.5 PE 3C/1			
	Type		Qty.	Order No.	Type		Qty.	Order No.	Type		Qty.	Order No.	Type		Qty.	Order No.
dark beige	SPGTB 2.5 FT 2C/1		100	**3051460000**					SPGTB 2.5 FT 3C/1		50	**3051490000**				
Blue	SPGTB 2.5 FT 2C/1 BL		100	**3051470000**					SPGTB 2.5 FT 3C/1 BL		50	**3051500000**				
Orange	SPGTB 2.5 FT 2C/1 OR		50	**3051480000**					SPGTB 2.5 FT 3C/1 OR		50	**3051510000**				
Yellow/Green					SPGTB 2.5 PE 2C/1		50	**3051550000**					SPGTB 2.5 PE 3C/1		50	**3051560000**
Note																

Accessories

Plug-in cross-connection																
	Type		Qty.	Order No.	Type		Qty.	Order No.	Type		Qty.	Order No.	Type		Qty.	Order No.
2-pole	ZQV 2.5N/2	24 A	60	**1527540000**	ZQV 2.5N/2	24 A	60	**1527540000**	ZQV 2.5N/2	24 A	60	**1527540000**	ZQV 2.5N/2	24 A	60	**1527540000**
10-pole	ZQV 2.5N/10	24 A	20	**1527690000**	ZQV 2.5N/10	24 A	20	**1527690000**	ZQV 2.5N/10	24 A	20	**1527690000**	ZQV 2.5N/10	24 A	20	**1527690000**
End plate																
dark beige	SEP 2C 2.5		20	**2751080000**	SEP 2C 2.5		20	**2751080000**	SEP 3C 2.5		20	**2751090000**	SEP 3C 2.5		20	**2751090000**
End bracket																
dark beige, screwable	AEB 35 SC/1		50	**1991920000**	AEB 35 SC/1		50	**1991920000**	AEB 35 SC/1		50	**1991920000**	AEB 35 SC/1		50	**1991920000**
dark beige, direct mounting	AEB 35 SCL/1 V0		20	**2661280000**	AEB 35 SCL/1 V0		20	**2661280000**	AEB 35 SCL/1 V0		20	**2661280000**	AEB 35 SCL/1 V0		20	**2661280000**
Test plug																
	SPG 2.5/1	24 A	50	**3030250000**	SPG 2.5/1	24 A	50	**3030250000**	SPG 2.5/1	24 A	50	**3030250000**	SPG 2.5/1	24 A	50	**3030250000**
	SPG 2.5/10	24 A	20	**3030100000**	SPG 2.5/10	24 A	20	**3030100000**	SPG 2.5/10	24 A	20	**3030100000**	SPG 2.5/10	24 A	20	**3030100000**
	SPG 2.5 L	24 A	50	**3030160000**	SPG 2.5 L GN	24 A	50	**3030240000**	SPG 2.5 L	24 A	50	**3030160000**	SPG 2.5 L GN	24 A	50	**3030240000**
	SPG 2.5 MI	24 A	50	**3030090000**	SPG 2.5 MI GN	24 A	50	**3030220000**	SPG 2.5 MI	24 A	50	**3030090000**	SPG 2.5 MI GN	24 A	50	**3030220000**
	SPG 2.5 R	24 A	50	**3030190000**	SPG 2.5 R GN	24 A	50	**3030210000**	SPG 2.5 R	24 A	50	**3030190000**	SPG 2.5 R GN	24 A	50	**3030210000**
Screwdriver																
Standard	SDIL 0.6X3.5X100		1	**2749140000**	SDIL 0.6X3.5X100		1	**2749140000**	SDIL 0.6X3.5X100		1	**2749140000**	SDIL 0.6X3.5X100		1	**2749140000**
Marking tags																
	DEK 5/5 PLUS MC NE WS		1000	**1854490000**	DEK 5/5 PLUS MC NE WS		1000	**1854490000**	DEK 5/5 PLUS MC NE WS		1000	**1854490000**	DEK 5/5 PLUS MC NE WS		1000	**1854490000**
	DEK 5/5 MM WS		800	**2007110000**	DEK 5/5 MM WS		800	**2007110000**	DEK 5/5 MM WS		800	**2007110000**	DEK 5/5 MM WS		800	**2007110000**
	WS 8/5 MM WS		800	**2007150000**	WS 8/5 MM WS		800	**2007150000**	WS 8/5 MM WS		800	**2007150000**	WS 8/5 MM WS		800	**2007150000**
	WS 10/5 M PLUS MC NE WS		600	**2003770000**	WS 10/5 M PLUS MC NE WS		600	**2003770000**								

For detailed information on other accessories and application in the online catalogue

Spring connection with SNAP IN technology (S-Series)
Pluggable terminal blocks

		SPGTB 2.5 FT 4C/2 — 2.5 mm²	SPGTB 2.5 PE 4C/2 — 2.5 mm²
		SNAP IN	SNAP IN
		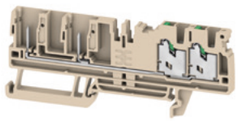	
Width/Height/Depth	mm	5.1 x 92 x 38	5.1 x 92 x 38
max. current / max. cond. cross-section	A/mm²	24 / 4	/ 4
Max. clamping range	mm²	0.34...4	0.34...4

Technical data

Rated data								
		Based on IEC 60947-7-1				Based on IEC 60947-7-2		
		IEC	UL	CSA	EN 60079-7	IEC	UL	CSA	EN 60079-7
Rated voltage of feed-through terminal	V	800				800			
Rated current	A	24							
for wire cross-section	mm²	2.5				2.5			
Rated impulse withstand voltage / Pollution severity		8 kV / 3				8 kV / 3			
Gauge to IEC 60947-1 / UL 94 flammability rating		A3 / V-0				A3 / V-0			
Number of operating cycles									
Approvals									
Clamped conductors									
Solid / Stranded	mm²	0.5...2.5 / 0.5...4				0.5...2.5 / 0.5...4			
Flexible / Flexible with ferrule	mm²	0.5...4 / 0.5...2.5				0.5...4 / 0.5...2.5			
Stripping length / Blade size	mm/-	10 / 0.6 x 3.5 mm				10 / 0.6 x 3.5 mm			
Note									

Ordering data

Version		Type	Qty.	Order No.	Type	Qty.	Order No.
	dark beige	SPGTB 2.5 FT 4C/2	100	3051520000			
	Blue	SPGTB 2.5 FT 4C/2 BL	100	3051530000			
	Orange	SPGTB 2.5 FT 4C/2 OR	100	3051540000			
	Yellow/Green				SPGTB 2.5 PE 4C/2	50	3051570000
Note							

Accessories

		Type		Qty.	Order No.	Type		Qty.	Order No.
Plug-in cross-connection									
	2-pole	ZQV 2.5N/2	24 A	60	1527540000	ZQV 2.5N/2	24 A	60	1527540000
	10-pole	ZQV 2.5N/10	24 A	20	1527690000	ZQV 2.5N/10	24 A	20	1527690000
End plate									
	dark beige	SEP PGTB 2.5 4C		20	3051580000	SEP PGTB 2.5 4C		20	3051580000
		SEP PGTB 2.5 4C BL		20	3051590000				
End bracket									
	dark beige, screwable	AEB 35 SC/1		50	1991920000	AEB 35 SC/1		50	1991920000
	dark beige, direct mounting	AEB 35 SCL/1 V0		20	2661280000	AEB 35 SCL/1 V0		20	2661280000
Test plug									
		SPG 2.5/1	24 A	50	3030250000	SPG 2.5/1	24 A	50	3030250000
		SPG 2.5/10	24 A	20	3030100000	SPG 2.5/10	24 A	20	3030100000
		SPG 2.5 L	24 A	50	3030160000	SPG 2.5 L GN	24 A	50	3030240000
		SPG 2.5 MI	24 A	50	3030090000	SPG 2.5 MI GN	24 A	50	3030220000
		SPG 2.5 R	24 A	50	3030190000	SPG 2.5 R GN	24 A	50	3030210000
Screwdriver									
	Standard	SDIL 0.6X3.5X100		1	2749140000	SDIL 0.6X3.5X100		1	2749140000
Marking tags									
		DEK 5/5 PLUS MC NE WS		1000	1854490000	DEK 5/5 PLUS MC NE WS		1000	1854490000
		DEK 5/5 MM WS		800	2007110000	DEK 5/5 MM WS		800	2007110000
		WS 8/5 MM WS		800	2007150000	WS 8/5 MM WS		800	2007150000
						WS 10/5 M PLUS MC NE WS		600	2003770000

For detailed information on other accessories and application in the online catalogue

		SPGTB 2.5 2T 4C/2 — 2.5 mm²	SPGTB 2.5 2T VL 4C/2 — 2.5 mm²	SPGTB 2.5 2T FT-PE 4C/2 — 2.5 mm²
		SNAP IN	SNAP IN	SNAP IN
				
Width/Height/Depth	mm	2: 5.1 x 96 x 51.7	5.1 x 96 x 51.7	5.1 x 96 x 51.7
max. current / max. cond. cross-section	A/mm²	24 / 4	24 / 4	24 / 4
Max. clamping range	mm²	0.34...4	0.34...4	0.34...4

Technical data

Rated data									
		Based on IEC 60947-7-1				Based on IEC 60947-7-1			
		IEC	UL	CSA	EN 60079-7	IEC	UL	CSA	EN 60079-7
Rated voltage of feed-through terminal	V	800				800			
Rated current	A	24				24			
for wire cross-section	mm²	2.5				2.5			
Rated impulse withstand voltage / Pollution severity		8 kV / 3				8 kV / 3			
Gauge to IEC 60947-1 / UL 94 flammability rating		A3 / V-0				A3 / V-0			
Number of operating cycles									
Approvals									
Clamped conductors									
Solid / Stranded	mm²	0.5...2.5 / 0.5...4				0.5...2.5 / 0.5...4			
Flexible / Flexible with ferrule	mm²	0.5...4 / 0.5...2.5				0.5...4 / 0.5...2.5			
Stripping length / Blade size	mm/-	10 / 0.6 x 3.5 mm				10 / 0.6 x 3.5 mm			
Note									

Ordering data

Version		Type	Qty.	Order No.	Type	Qty.	Order No.
	dark beige	SPGTB 2.5 2T 4C/2	50	3051860000	SPGTB 2.5 2T VL 4C/2	50	3051890000
	Blue	SPGTB 2.5 2T 4C/2 BL	50	3051870000	SPGTB 2.5 2T VL 4C/2 BL	50	3051900000
	Orange	SPGTB 2.5 2T 4C/2 OR	50	3051880000			
	Yellow/Green						
Note							

Accessories

		Type		Qty.	Order No.	Type		Qty.	Order No.
Plug-in cross-connection									
	2-pole	ZQV 2.5N/2	24 A	60	1527540000	ZQV 2.5N/2	24 A	60	1527540000
	10-pole	ZQV 2.5N/10	24 A	20	1527690000	ZQV 2.5N/10	24 A	20	1527690000
End plate									
	dark beige	SEP 2T 2.5		20	2913480000	SEP 2T 2.5		20	2913480000
		SEP 2T 2.5 BL		20	2913490000	SEP 2T 2.5 BL		20	2913490000
End bracket									
	dark beige, screwable	AEB 35 SC/1		50	1991920000	AEB 35 SC/1		50	1991920000
	dark beige, direct mounting	AEB 35 SCL/1 V0		20	2661280000	AEB 35 SCL/1 V0		20	2661280000
Test plug									
		SPG 2.5/1	24 A	50	3030250000	SPG 2.5/1	24 A	50	3030250000
		SPG 2.5/10	24 A	20	3030100000	SPG 2.5/10	24 A	20	3030100000
		SPG 2.5 L	24 A	50	3030160000	SPG 2.5 L	24 A	50	3030160000
		SPG 2.5 MI	24 A	50	3030090000	SPG 2.5 MI	24 A	50	3030090000
		SPG 2.5 R	24 A	50	3030190000	SPG 2.5 R	24 A	50	3030190000
Screwdriver									
	Standard	SDIL 0.6X3.5X100		1	2749140000	SDIL 0.6X3.5X100		1	2749140000
Marking tags									
		DEK 5/5 PLUS MC NE WS		1000	1854490000	DEK 5/5 PLUS MC NE WS		1000	1854490000
		DEK 5/5 MM WS		800	2007110000	DEK 5/5 MM WS		800	2007110000
		WS 8/5 MM WS		800	2007150000	WS 8/5 MM WS		800	2007150000
		WS 10/5 M PLUS MC NE WS		600	2003770000	WS 10/5 M PLUS MC NE WS		600	2003770000
		SNAPMARK I		50	1805880000	SNAPMARK I		50	1805880000

		SPGTB 2.5 2T PE 4C/2	SPGTB 2.5 2T 6C/2	SPGTB 2.5 2T 6C/2 VL	SPGTB 2.5 2T 6C/2 FT-PE	SPGTB 2.5 2T 6C/2 PE
		2.5 mm²	2.5 mm²	2.5 mm²	2.5 mm²	2.5 mm²
		SNAP IN	SNAP IN	SNAP IN	SNAP IN	SNAP IN
						
Width/Height/Depth	mm	5.1 x 96 x 51.7	5.1 x 115 x 52	5.1 x 115 x 52	5.1 x 115 x 52	5.1 x 115 x 52
max. current / max. cond. cross-section	A/mm²	/ 4	/ 4	24 / 4	24 / 4	/ 4
Max. clamping range	mm²	0.14...4	0.14...4	0.34...4	0.34...4	0.14...4
		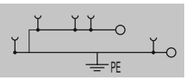	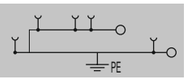	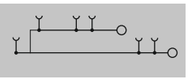	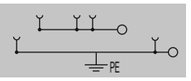	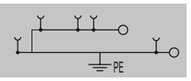

Technical data

Rated data															
		Based on IEC 60947-7-2				Based on IEC 60947-7-2				Based on IEC 60947-7-1				Based on IEC 60947-7-1				Based on IEC 60947-7-2			
		IEC	UL	CSA	EN 60079-7	IEC	UL	CSA	EN 60079-7	IEC	UL	CSA	EN 60079-7	IEC	UL	CSA	EN 60079-7	IEC	UL	CSA	EN 60079-7
Rated voltage of feed-through terminal	V	800				800				800				800				800			
Rated current	A									24				24							
for wire cross-section	mm²	2.5				2.5				2.5				2.5				2.5			
Rated impulse withstand voltage / Pollution severity			8 kV / 3				8 kV / 3				8 kV / 3				8 kV / 3				8 kV / 3		
Gauge to IEC 60947-1 / UL 94 flammability rating			A3 / V-0				A3 / V-0				A3 / V-0				A3 / V-0				A3 / V-0		
Number of operating cycles																					
Approvals		CE cULus				CE cULus				CE cULus				CE cULus				CE cULus			
Clamped conductors		Rated connection				Rated connection				Rated connection				Rated connection				Rated connection			
Solid / Stranded	mm²	0.5...2.5 / 0.5...4				0.5...2.5 / 0.5...4				0.5...2.5 / 0.5...4				0.5...2.5 / 0.5...4				0.5...2.5 / 0.5...4			
Flexible / Flexible with ferrule	mm²	0.5...4 / 0.5...2.5				0.5...4 / 0.5...2.5				0.5...4 / 0.5...2.5				0.5...4 / 0.5...2.5				0.5...4 / 0.5...2.5			
Stripping length / Blade size	mm/-	10 / 0.6 x 3.5 mm				10 / 0.6 x 3.5 mm				10 / 0.6 x 3.5 mm				10 / 0.6 x 3.5 mm				10 / 0.6 x 3.5 mm			
Note																					

Ordering data

Version	Type	Qty.	Order No.	Type	Qty.	Order No.	Type	Qty.	Order No.	Type	Qty.	Order No.	Type	Qty.	Order No.
dark beige				SPGTB 2.5 2T 6C/2	50	3096130000	SPGTB 2.5 2T 6C/2 VL	50	3096160000						
Blue				SPGTB 2.5 2T 6C/2 BL	50	3096150000	SPGTB 2.5 2T 6C/2 VL BL	50	3096170000						
Orange															
Yellow/Green	SPGTB 2.5 2T PE 4C/2	50	3051920000							SPGTB 2.5 2T 6C/2 FT-PE	50	3096180000	SPGTB 2.5 2T 6C/2 PE	50	3096190000
Note															

Accessories

Plug-in cross-connection	Type		Qty.	Order No.	Type		Qty.	Order No.	Type		Qty.	Order No.	Type		Qty.	Order No.	Type		Qty.	Order No.
2-pole	ZQV 2.5N/2	24 A	60	1527540000	ZQV 2.5N/2	24 A	60	1527540000	ZQV 2.5N/2	24 A	60	1527540000	ZQV 2.5N/2	24 A	60	1527540000	ZQV 2.5N/2	24 A	60	1527540000
10-pole	ZQV 2.5N/10	24 A	20	1527690000	ZQV 2.5N/10	24 A	20	1527690000	ZQV 2.5N/10	24 A	20	1527690000	ZQV 2.5N/10	24 A	20	1527690000	ZQV 2.5N/10	24 A	20	1527690000
End plate																				
dark beige	SEP 2T 2.5		20	2913480000	SEP PGTB 2T 2.5 6C		20	3096200000	SEP PGTB 2T 2.5 6C		20	3096200000	SEP PGTB 2T 2.5 6C		20	3096200000	SEP PGTB 2T 2.5 6C		20	3096200000
End bracket																				
dark beige, screwable	AEB 35 SC/1		50	1991920000	AEB 35 SC/1		50	1991920000	AEB 35 SC/1		50	1991920000	AEB 35 SC/1		50	1991920000	AEB 35 SC/1		50	1991920000
dark beige, direct mounting	AEB 35 SCL/1 V0		20	2661280000	AEB 35 SCL/1 V0		20	2661280000	AEB 35 SCL/1 V0		20	2661280000	AEB 35 SCL/1 V0		20	2661280000	AEB 35 SCL/1 V0		20	2661280000
Test plug																				
	SPG 2.5/1	24 A	50	3030250000	SPG 2.5/1	24 A	50	3030250000	SPG 2.5/1	24 A	50	3030250000	SPG 2.5/1	24 A	50	3030250000	SPG 2.5/1	24 A	50	3030250000
	SPG 2.5/10	24 A	20	3030100000	SPG 2.5/10	24 A	20	3030100000	SPG 2.5/10	24 A	20	3030100000	SPG 2.5/10	24 A	20	3030100000	SPG 2.5/10	24 A	20	3030100000
	SPG 2.5 L GN	24 A	50	3030240000	SPG 2.5 L	24 A	50	3030160000	SPG 2.5 L	24 A	50	3030160000	SPG 2.5 L	24 A	50	3030160000	SPG 2.5 L GN	24 A	50	3030240000
	SPG 2.5 MI GN	24 A	50	3030220000	SPG 2.5 MI	24 A	50	3030090000	SPG 2.5 MI	24 A	50	3030090000	SPG 2.5 MI	24 A	50	3030090000	SPG 2.5 MI GN	24 A	50	3030220000
	SPG 2.5 R GN	24 A	50	3030210000	SPG 2.5 R	24 A	50	3030190000	SPG 2.5 R	24 A	50	3030190000	SPG 2.5 R	24 A	50	3030190000	SPG 2.5 R GN	24 A	50	3030210000
Screwdriver																				
Standard	SDIL 0.6X3.5X100		1	2749140000	SDIL 0.6X3.5X100		1	2749140000	SDIL 0.6X3.5X100		1	2749140000	SDIL 0.6X3.5X100		1	2749140000	SDIL 0.6X3.5X100		1	2749140000
Marking tags																				
	DEK 5/5 PLUS MC NE WS		1000	1854490000	DEK 5/5 PLUS MC NE WS		1000	1854490000	DEK 5/5 PLUS MC NE WS		1000	1854490000	DEK 5/5 PLUS MC NE WS		1000	1854490000	DEK 5/5 PLUS MC NE WS		1000	1854490000
	DEK 5/5 MM WS		800	2007110000	DEK 5/5 MM WS		800	2007110000	DEK 5/5 MM WS		800	2007110000	DEK 5/5 MM WS		800	2007110000	DEK 5/5 MM WS		800	2007110000
	WS 8/5 MM WS		800	2007150000	WS 8/5 MM WS		800	2007150000	WS 8/5 MM WS		800	2007150000	WS 8/5 MM WS		800	2007150000	WS 8/5 MM WS		800	2007150000
	WS 10/5 M PLUS MC NE WS		600	2003770000	WS 10/5 M PLUS MC NE WS		600	2003770000	WS 10/5 M PLUS MC NE WS		600	2003770000	WS 10/5 M PLUS MC NE WS		600	2003770000	WS 10/5 M PLUS MC NE WS		600	2003770000
	SNAPMARK I		50	1805880000	SNAPMARK I		50	1805880000	SNAPMARK I		50	1805880000	SNAPMARK I		50	1805880000	SNAPMARK I		50	1805880000

For detailed information on other accessories and application in the online catalogue

Spring connection with SNAP IN technology (S-Series)
Pluggable terminal blocks

APGTB 2.5 FT 4C/4 — 2.5 mm²

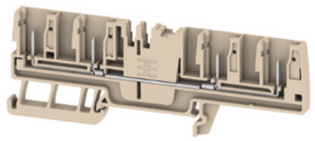

Width/Height/Depth	mm
max. current / max. cond. cross-section	A/mm²
Max. clamping range	mm²

5.1 x 87 x 36.5
24 / 2.5
0.34...2.5

Technical data

IEC 60947-7-1

Rated data		IEC	UL	CSA	EN 60079-7
Rated voltage of feed-through terminal	V	800	600	600	
Rated current	A	24	20	20	
for wire cross-section	mm²	2.5	AWG 28...12	AWG 28...12	
Rated impulse withstand voltage / Pollution severity			10kA		
Gauge to IEC 60947-1 / UL 94 flammability rating			6 kV / 3		
Number of operating cycles			A3 / V-0		
Approvals					
Clamped conductors		**Rated connection**			
Solid / Stranded	mm²	0.5...2.5 / 0.5...4			
Flexible / Flexible with ferrule	mm²	0.5...2.5 / 0.5...2.5			
Stripping length / Blade size	mm/-	10 / 0.6 x 3.5 mm			
Note					

Ordering data

Version	Type	Qty.	Order No.
dark beige	APGTB 2.5 FT 4C/4	100	2898150000
Blue	APGTB 2.5 FT 4C/4 BL	100	2898160000
Orange			

Accessories

Plug-in cross-connection	Type		Qty.	Order No.
2-pole	ZQV 2.5N/2	24 A	60	1527540000
10-pole	ZQV 2.5N/10	24 A	20	1527690000
2-pole				
10-pole				
End plate				
dark beige	AEP PGTB 2.5 4C/4		20	2898190000
End bracket				
dark beige, screwable	AEB 35 SC/1		50	1991920000
dark beige, direct mounting	AEB 35 SCL/1 V0		20	2661280000
Test plug				
Screwdriver				
Standard	SDIL 0,6X3,5X100		1	2749140000
Marking tags				
	DEK 5/5 PLUS MC NE WS		1000	1854490000
	DEK 5/5 MM WS		800	2007110000
	WS 8/5 MM WS		800	2007150000
	WS 10/5 M PLUS MC NE WS		600	2003770000

For detailed information on other accessories and application in the online catalogue

APGTB 2.5 PE 4C/4 — 2.5 mm²



Width/Height/Depth	mm
max. current / max. cond. cross-section	A/mm²
Max. clamping range	mm²

5.1 x 77,5 x 36.5
/ 2.5
0.34...2.5

Technical data

IEC 60947-7-1

Rated data		IEC	UL	CSA	EN 60079-7
Rated voltage of feed-through terminal	V	800	600	600	
Rated current	A				
for wire cross-section	mm²	2.5	AWG 28...12	AWG 28...12	
Rated impulse withstand voltage / Pollution severity			10kA		
Gauge to IEC 60947-1 / UL 94 flammability rating			6 kV / 3		
Number of operating cycles			A3 / V-0		
Approvals					
Clamped conductors		**Rated connection**			
Solid / Stranded	mm²	0.5...2.5 / 0.5...4			
Flexible / Flexible with ferrule	mm²	0.5...2.5 / 0.5...2.5			
Stripping length / Blade size	mm/-	10 / 0.6 x 3.5 mm			
Note					

Ordering data

Version	Type	Qty.	Order No.
	APGTB 2.5 PE 4C/4	50	2898170000

Accessories

Plug-in cross-connection	Type		Qty.	Order No.
2-pole	ZQV 2.5N/2	24 A	60	1527540000
10-pole	ZQV 2.5N/10	24 A	20	1527690000
End plate				
	AEP PGTB 2.5 4C/4		20	2898190000
End bracket				
	AEB 35 SC/1		50	1991920000
	AEB 35 SCL/1 V0		20	2661280000
Test plug				
Screwdriver				
	SDIL 0,6X3,5X100		1	2749140000
Marking tags				
	DEK 5/5 PLUS MC NE WS		1000	1854490000
	DEK 5/5 MM WS		800	2007110000
	WS 8/5 MM WS		800	2007150000
	WS 10/5 M PLUS MC NE WS		600	2003770000

SPG 2.5... — 2.5 mm²



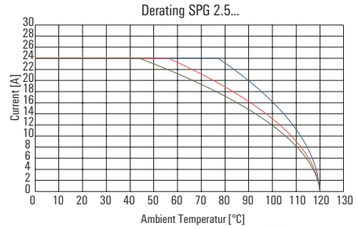

Width/Height/Depth	mm
max. current / max. cond. cross-section	A/mm²
Max. clamping range	mm²

5.1 x 42.5 x 16.5
24 / 2.5
0.5...2.5

Technical data

Based on IEC 60947-7-1

Rated data		IEC	UL	CSA	EN 60079-7
Rated voltage of feed-through terminal	V	800			
Max. voltage of the plugged system	-				
Rated current	A	24			
for wire cross-section	mm²	2.5			
Rated impulse withstand voltage / Pollution severity			8 kV / 3		
Gauge to IEC 60947-1 / UL 94 flammability rating			A3 / V-0		
Approvals					
Clamped conductors		**Rated connection**		**Steckanschluss**	
Solid / Stranded	mm²	0.5...2.5 / 0.5...2.5			
Flexible / Flexible with ferrule	mm²	0.5...2.5 / 0.5...2.5			
Stripping length / Blade size	mm/-	10 / 0.6 x 3.5 mm			
Note					

Ordering data

Version	Type	Qty.	Order No.
1-pole	SPG 2.5/1	50	3030250000
2-pole	SPG 2.5/2	40	3030170000
3-pole	SPG 2.5/3	30	3030200000
4-pole	SPG 2.5/4	20	3030150000
5-pole	SPG 2.5/5	20	3030130000
6-pole	SPG 2.5/6	40	3030140000
7-pole	SPG 2.5/7	30	3030110000
8-pole	SPG 2.5/8	30	3030120000
9-pole	SPG 2.5/9	25	3030180000
10-pole	SPG 2.5/10	20	3030100000
4-pole/3x beige, 1x green	SPG 2.5/4-3BG-GN	20	3030230000
3-pole/1xbeige, 1x blue, 1x green	SPG 2.5/3-BG-BL-GN	30	3030270000
5-pole/3xbeige, 1x blue,, 1x green	SPG 2.5/5-3BG-BL-GN	20	3030280000
Note			

Accessories

End plate	Type	Qty.	Order No.
darkbeige	MCV SPG 2.5	50	3032900000
Coding			
	APGCE	50	1514490000
Cover			
	APGPC 2.5	50	1514500000
Interlock			
	APGLE 2.5/4	25	2457570000
Strain relief			
	APGSR 2.5/4	25	2457580000
	APGSR 2.5/4 - 4P	25	2457590000
	APGSR 2.5/4 - 8P	25	2457600000
Marking tags			
	DEK 5/5 PLUS MC NE WS	1000	1854490000
	WS 8/5 MM WS	800	2007150000
	WS 10/5 M MC NE WS	720	1792000000

For detailed information on other accessories and application in the online catalogue

Single plates for individual assembly

The individual plates increase flexibility by providing a solution for every task. The plug-in connector is assembled directly onsite in line with application requirements. Each individual plate is available in green (GN) and beige (BE).



complete pole number n=3 | 1x Cover MCV SPG | 1x End plate SPG ... R | 1x Middle plate SPG ... MI

Plugs

SPG 2.5

Order data Single plate	Type	Qty.	Order No.
Start plate	SPG 2.5 L	20	3030160000
	SPG 2.5 L BL	20	3030290000
	SPG 2.5 L GN	20	3030240000
Middle plate	SPG 2.5 MI	20	3030090000
	SPG 2.5 MI BL	20	3030260000
	SPG 2.5 MI GN	20	3030220000
End plate	SPG 2.5 R	20	3030190000
	SPG 2.5 R BL	20	3030300000
	SPG 2.5 R GN	20	3030210000
Cover	MCV SPG 2.5	20	3032900000
Note			

Protective cover

- APGPC finger guard. also protects the contact point from dirt

APGPC

Protective cover

Ordering data	Type	Qty.	Order No.
1.5 mm²			
2.5 mm²	APGPC 2.5	50	1514500000
4.0 mm²			
6.0 mm²			
Hinweis			

Application

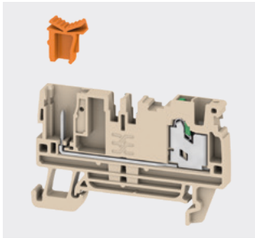

Coding elements

- For specific coding of the plug-in stations
- Protection against accidental mistake ensures process reliability

APGCE

Coding elements

Ordering data	Type	Qty.	Order No.
2.5 mm²	APGCE	50	1514490000
Note			

Application

Locking elements

- APGLE to interlock with the terminal block
- APGLE interlock. plug – socket

APGLE

Locking elements

Ordering data	Type	Qty.	Order No.
2.5 mm² / 4 mm²	APGLE 2.5/4	25	2457570000
Note			

Application



Strain reliefs

- APGSR Strain relief transmits mechanical forces to the plastic housing and protects the contact point

APGSR

Strain reliefs

Ordering data	Type	Qty.	Order No.
2.5 mm² / 4 mm²	APGSR 2.5/4	25	2457580000
2.5 mm² / 4 mm²	APGSR 2.5/4 - 4P	25	2457590000
2.5 mm² / 4 mm²	APGSR 2.5/4 - 8P	25	2457600000
Note			

Application






	Type	Order No. beige	Order No. blue BL	Order No. orange OR	Order No. red RD
2.5 mm²	S2C 2.5	2674530000	2753940000	2875120000	3109200000
	S3C 2.5	2674540000	2753950000	2875130000	3109280000
	S4C 2.5	2674550000	2753960000	2875140000	3109360000
4 mm²	S2C 4	2874820000	2874830000	3023540000	3109440000
	S3C 4	2874840000	2874850000	3023550000	3109520000
	S4C 4	2874860000	2874870000	3023560000	3109600000





	Type	Order No. yellow YL	Order No. green GN	Order No. white WT	Order No. black BK
2.5 mm²	S2C 2.5	3109230000	3109180000	3109220000	3109160000
	S3C 2.5	3109310000	3109260000	3109300000	3109240000
	S4C 2.5	3109390000	3109340000	3109380000	3109320000
4 mm²	S2C 4	3109470000	3109420000	3109460000	3109400000
	S3C 4	3109550000	3109500000	3109540000	3109480000
	S4C 4	3109630000	3109580000	3109620000	3109560000




	Type	Order No. light grey LTGY	Order No. brown BR	Order No. violet VT
2.5 mm²	S2C 2.5	3112230000	3109170000	3109210000
	S3C 2.5	3112240000	3109250000	3109290000
	S4C 2.5	3112250000	3109330000	3109370000
4 mm²	S2C 4	3112280000	3109410000	3109450000
	S3C 4	3112260000	3109490000	3109530000
	S4C 4	3112270000	3109570000	3109610000

Weidmüller – Your partner in Smart Industrial Connectivity

As experienced experts we support our customers and partners around the world with products, solutions and services in the industrial environment of power, signal and data. We are at home in their industries and markets and know the technological challenges of tomorrow. We are therefore continuously developing innovative, sustainable and useful solutions for their individual needs. Together we set standards in Smart Industrial Connectivity.

We cannot guarantee that there are no mistakes in the publications or software provided by us to the customer for the purpose of making orders. We try our best to quickly correct errors in our printed media.

All orders are based on our general terms of delivery, which can be reviewed on the websites of our group companies where you place your order. On demand we can also send the general terms of delivery to you.

Weidmüller Interface GmbH & Co. KG
Klingenbergstraße 26
32758 Detmold, Germany
T +49 5231 14-0
F +49 5231 14-292083
www.weidmueller.com

Personal support can be found on our website:
www.weidmueller.com/contact

Made in Germany
October 2025 / TCTM